

VTech Holdings Limited

HKSE: 303



Sustainability Report 2024



About this Report

VTech has published its annual Sustainability Report since the financial year (FY)2014. The purpose of the report is not only to communicate our sustainability strategies, management approaches and performances with our stakeholders, but also comprehensively introduce our ongoing activities for our sustainable development towards the societies and environment in which we operate.

VTech considers sustainability as a direction for our long-term development. This report has been prepared in accordance with the Global Reporting Initiative (GRI) Standards. We have also made reference to the Stock Exchange of Hong Kong Limited (the Stock Exchange) Environmental, Social and Governance (ESG) Reporting Guide (ESG Guide)¹ to define our report content and satisfy its “comply or explain” provisions.

VTech also supports the 17 Sustainable Development Goals (SDGs) developed by the United Nations (UN), which provide sustainable development direction and targets of the world to be achieved by 2030. In our Sustainability Plan 2025, we have developed sustainability strategies and programmes based on our five sustainability pillars – Governance and Business Ethics, Product Responsibilities and Value Chain Management, Environment, Our People, and Society, aiming to make contribution towards the UN SDGs.

Since FY2020, VTech has disclosed climate-related initiatives and measures by using the framework of Task Force on Climate-related Financial Disclosures (TCFD). In FY2024, VTech also enriched the content for the disclosures of its climate-related risks and opportunities with reference to the IFRS S2 Climate-related Disclosures standard published by the International Sustainability Standards Board (ISSB). A number of potential physical and transition risks and opportunities related to the climate change, which have impacts on the company in short, medium and long term, are identified, with development of sustainability initiatives to address them in our 5-year Sustainability Plan 2025

Reporting Principles

This report follows the fundamental reporting principles of the Stock Exchange ESG Guide:

Materiality	In order to identify and assess the material concerns of our stakeholders, VTech has conducted materiality assessment surveys through a number of stakeholder engagement activities to determine the factors that have material impacts on our sustainable growth, and incorporated them in the development of our 5-year sustainability strategies and targets for FY2025.
Quantitative	The quantitative principle applies to all information in this report. All performance indicators are provided with clear definition and unit measurement is clearly stated. Calculation methodologies and assumptions can be found in the Performance Data Summary.
Consistency	Our report has also been prepared consistently to allow for meaningful comparisons over time. There has been no major change from previous years in the way this report has been prepared. Certain data for prior years were restated for fair comparison of the performance data
Balance	We disclose our ESG achievement and areas for improvement in a transparent and unbiased manner for objective review by stakeholders.

Reporting Period and Scope

The scope of this report includes data and activities from operations over which we exercise full management control, including our headquarters in Hong Kong, our manufacturing facilities in Mainland China, Malaysia, Mexico as well as our overseas sales offices, unless specifically stated otherwise. The factory in Mexico, acquired in April 2021, is included to the reporting boundary from FY2023 onwards. There were no significant changes in VTech’s operation locations, share capital structure, or our supply chain structure.

Reporting period: FY2024 (1 April 2023 to 31 March 2024), as per the financial period of our Annual Report 2024. The Sustainability Report is issued on an annual basis.

Organisations covered: VTech Holdings Ltd and its subsidiaries (the Company or the Group).

Assurance

Data and information contained in this report have been independently assured by the Hong Kong Quality Assurance Agency (HKQAA) to ensure accuracy and credibility. This report has also been reviewed by VTech Internal Audit Team and Audit Committee.






Reference Guidelines

GRI Standards
Stock Exchange ESG Guide
TCFD Recommendations
IFRS S2 Climate-related Disclosures

Full details of the VTech Sustainability Report 2024 are available on sustainability.vtech.com/reports_policies

¹ *Environmental, Social and Governance Reporting Guide set out in Appendix 27 to the Rules Governing the Listing of Securities on the Stock Exchange of Hong Kong Limited*

Contents

Chairman's Message	2
About VTech	4
Sustainability Foundation	5
Sustainability Targets and Performance	13
Sustainability Pillars	
 Governance and Business Ethics	25
 Product Responsibilities and Value Chain Management	29
 Environment	40
 Our People	54
 Society	63
Key Performance Data	71
Associations List	75
Verification Statement	76
Appendix	
- GRI Content Index	77
- Stock Exchange ESG Guide Index	81
- IFRS S2 Content Index	84
- Certifications in Manufacturing Facilities	90
- Environmental and Safety Standards	90
VTech Major Subsidiaries	92





CHAIRMAN'S MESSAGE

"VTech's sustainability vision is to create sustainable value to improve the lives of people and protect the planet for future generations."

Over the past year, the world has faced numerous challenges of economic uncertainties, inflationary pressures and geopolitical conflicts. As a global leader in electronic learning products (ELPs) and residential telephony, as well as a world-leading contract manufacturing service provider, augmented by its strong foundation of sustainability, VTech was not only able to improve its profitability in the financial year 2024 (FY2024), but also achieved meaningful progress on sustainability.

Leveraging its 48 years of excellence in technological innovation, VTech continues to use sustainable materials in its products and packaging with target towards a circular economy. In FY2024, VTech expanded its range of eco-friendly ELPs made from sustainable materials. These included Snugglepillar with fabrics and stuffing made from recycled polyethylene terephthalate (PET) bottles, LeapFrog® Nest & Count Turtle Tower™ and LeapFrog® Build-a-Burger made from reclaimed plastics, as well as LeapFrog® Nature Walk Wooden Activity Walker and LeapFrog® Pound & Pop Truck with wooden materials sourced from responsibly managed forests certified by the Forest Stewardship Council® (FSC). In addition, VTech introduced a series of Snom branded desk telephones made from recycled acrylonitrile butadiene styrene (ABS) plastic, and a series of audio interface devices made from recycled aluminum and recycled ABS for a CMS customer.

As for sustainable packaging, over 96% of the packaging materials for its ELPs was recyclable, of which about 86% was made from recycled materials. Blister was eliminated in about 99% of ELP packaging, and 80% of baby monitors did not contain plastics in the packaging. VTech also continues to partner with the leading international recycling companies in its major markets to promote post-consumer recycling of VTech's products and packaging.

To combat climate change and minimise its impacts on the planet, VTech increased the use of renewable energy by accelerating the installation of solar panels at its manufacturing sites in FY2024. It covered around 28,000 square meters of its production buildings and generated about 3,390 MWh of electricity, an increase of 191% compared with FY2023. In order to reduce volatile organic compounds (VOCs) emission from its manufacturing process, VTech continues to replace solvent-based paint with waterborne paint in its products and packing. In FY2024, waterborne paint was used in about 90% of ELPs and 86% of telecommunication (TEL) products. As for packaging, waterborne paint was used in about 99% of ELP packaging and about 86% of TEL product packaging. On-going programmes for energy efficiency improvement, water consumption savings and waste reduction management are also in place to preserve natural resources in the factory operations. Furthermore, in order to reduce Scope 3 GHG emissions by shortening the transportation distance for goods delivery to the European customers of ELPs, in addition to the warehouses located in the UK, Spain and Netherlands, VTech established a new warehouse in France during FY2024. VTech also enriched the content for the disclosures of its climate-related risks and opportunities in its Sustainability Report 2024 with reference to the IFRS S2 Climate-related Disclosures standard published by the International Sustainability Standards Board (ISSB).

As a responsible global corporate citizen, VTech is dedicated to providing a diverse, equitable and inclusive working environment for its employees. In addition to the gender diversity of its Board of Directors, VTech's global workforce consisted of 42% women, with 27% of management positions held by women. It also has a Human Rights Policy with risk management programme in place for the Group to protect and safeguard the human rights of its stakeholders including its employees, customers, suppliers and the local communities in which it operates. This policy, together with the Group's Code of Conduct for its employees and its suppliers, facilitate VTech to foster a culture of integrity in the workplace for its employees, and engage in ethical sourcing practices with its suppliers across the supply chain. A well-established "Supply Chain Management System" following the international and industry standards issued by the United Nations Global Compact and the Responsible Business Alliance, is also in place to monitor the sustainability performance of its suppliers in the areas of business ethics, human rights, labour practices, health and safety, as well as environmental protection.

Furthermore, VTech is committed to delivering high quality products to its customers while upholding the highest legal and ethical standards for its marketing activities to protect the rights of its consumers. It has a Responsible Marketing and Labelling Policy in place to ensure that the Group adheres to the applicable regulatory requirements on responsible marketing for the provision and communication of accurate and reliable marketing information about its products and services to its customers, particularly children.

VTech also uses its expertise and resources to support the communities in which it operates. It has collaborated with Save the Children, an international charitable organisation supporting marginalised and vulnerable children, to organise fundraising and toys donation events across multiple countries for four consecutive years. During FY2024, VTech continued to grant scholarships to 14 students from five universities in Hong Kong, and partner with City University of Hong Kong and The Chinese University of Hong Kong to organise the "VTech Innovation & Sustainability Award" for the students involved in sustainability projects. VTech also participated in a sustainability forum at the TVB ESG Awards 2023 ceremony to share its experience in incorporating eco-friendly practices across its business operations and product life cycle.

VTech's contributions to sustainability have received local and international recognitions. VTech Holdings Limited has continued to be a constituent of the Hang Seng Corporate Sustainability Benchmark Index with a rating rose to AA+, and the FTSE4Good Global Index for nine consecutive years. It also achieved an elevated rating of AA in the MSCI (Morgan Stanley Capital International) ESG Ratings assessment. VTech was presented the "ESG Awards" in the "Best Corporate Governance and ESG Awards" by the Hong Kong Institute of Certified Public Accountants, the "Best in ESG Awards" and "Best in Reporting Awards" by BDO Hong Kong, the "Special Categories – Crisis Management" Award by Bloomberg Businessweek/Chinese Edition, as well as the "Outstanding ESG Award", "Best in ESG Practices" and "Best in ESG Report" in the TVB ESG Awards 2023. In addition, VTech received the "8+ Year Award (Enterprise Group)" in the Industry Cares Recognition Scheme organised by the Federation of Hong Kong Industries. It has also been designated a "Caring Company" by the Hong Kong Council of Social Service for sixteen consecutive years.

VTech embraces a culture of integrity, accountability and innovation to guide the Group towards a sustainable future. Building upon its strong foundation of sustainability, VTech steadfastly integrate economic growth, environmental protection and social responsibility into its business strategies to design, manufacture and supply innovative and high-quality products for the wellbeing of people and benefit of society, aiming to drive sustainable value for its customers and communities. I would also like to express my heartfelt gratitude to all our stakeholders, particularly our employees, business partners, and customers, for their unwavering support throughout our sustainability journey. Let us continue to work together to build a sustainable future to improve the lives of people and protect the planet for future generations.



Allan WONG Chi Yun
Chairman
Hong Kong, 21 May 2024

About vtech

VTech is the global leader in electronic learning toys from infancy through toddler and preschool² and the world's largest supplier of residential phones. It also provides highly sought-after contract manufacturing services. Our product lines include ELPs, TEL products, and contract manufacturing services (CMS).

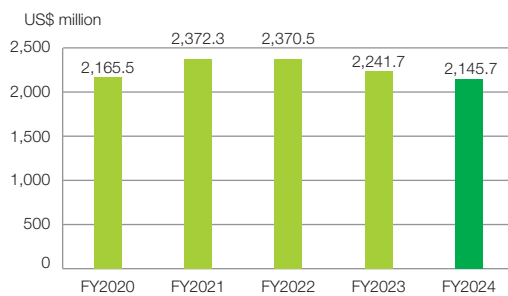
With a global workforce of over 20,000 employees in 15 countries and regions, VTech maintains R&D centres, manufacturing operations and sales subsidiaries across the Americas, Europe and Asia. This extensive network allows the Group to remain at the forefront of technology and market trends worldwide while fostering close relationships with valued customers. VTech's products are sold in over 80 countries, through partnerships with leading retailers, prominent e-commerce companies and distributors worldwide.

For the year ended 31 March 2024, Group revenue and profit attributable to shareholders of the Company were US\$2,145.7 million and US\$166.6 million respectively. At 31 March 2024, the Group had working capital and total assets of US\$195.2 million and US\$1,262.3 million respectively. The Group's total equity was US\$645.0 million as at 31 March 2024.

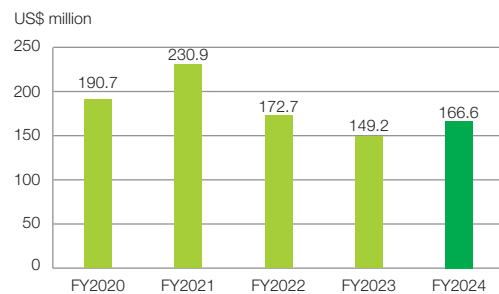
Shares of VTech Holdings Limited are listed on The Stock Exchange (HKSE: 303). At 31 March 2024, the number of issued and fully paid shares of the Company was 252,882,466 shares.

For details of our financial performance, please refer to the financial highlights included in our Annual Report 2024 at: www.vtech.com/en/investors/financial-reports/

Group Revenue in Last 5 Years



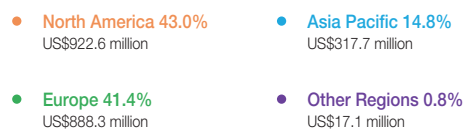
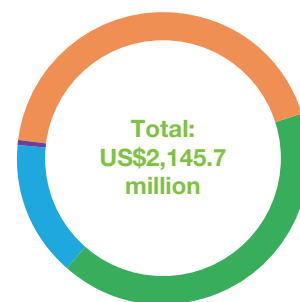
Profit Attributable to Shareholders of the Company in Last 5 Years



At VTech, we manage our business in accordance with a number of key external charters. We adhere to and implement policies that are coherent with 10 UN Global Compact principles³, which itself is built upon many internationally agreed principles relating to welfare of workers, environmental management and anti-corruption. Since 2012, we have subscribed to the Responsible Business Alliance (RBA) (formerly the Electronic Industry Citizenship Coalition (EICC)) Code of Conduct and the International Council of Toy Industries (ICTI) Code of Business Practices, which are specific to our industries.

To keep abreast of the latest trends and development within our industry, we have participated in a number of trade associations around the world. We primarily engage as members, but where possible we will collaborate on industry projects to help develop the markets and industry standards. Many of our memberships require us to meet a Code of Conduct which provides VTech stakeholders with further peace of mind and confidence.

Revenue by Region for the year ended 31 March 2024



² Ranking based on Circana Retail Tracking Service for Projected US Dollar Sales in the US, Canada, France, Germany, the United Kingdom (UK), Belgium, the Netherlands, Australia and Spain on total retail sales of VTech and LeapFrog products in the combined toy categories of Early Electronic Learning, Toddler Figures/Playsets & Accessories, Preschool Electronic Learning, Electronic Entertainment (excluding Tablets) and Walkers for the 12 months ended December 2023.

³ The UN Global Compact asks companies to abide by its 10 principles, protecting the core values of the UN's human rights, labour standards, environmental and anti-corruption policies. See www.unglobalcompact.org/what-is-gc/mission/principles for more details.



Sustainability Foundation

Our sustainability mission is to integrate economic growth, environmental protection and social responsibility in our business strategies to design, manufacture and supply innovative and high quality products for the wellbeing of people and benefits of society, aiming to drive sustainable value for our stakeholders and the communities.

Managing Sustainability

Corporate Governance

VTech Holdings Limited is incorporated in Bermuda and has its shares listed on the Stock Exchange. The corporate governance rules applicable to the Company are the Corporate Governance Code as set out in Appendix 14 to the Rules Governing the Listing of Securities on the Stock Exchange.

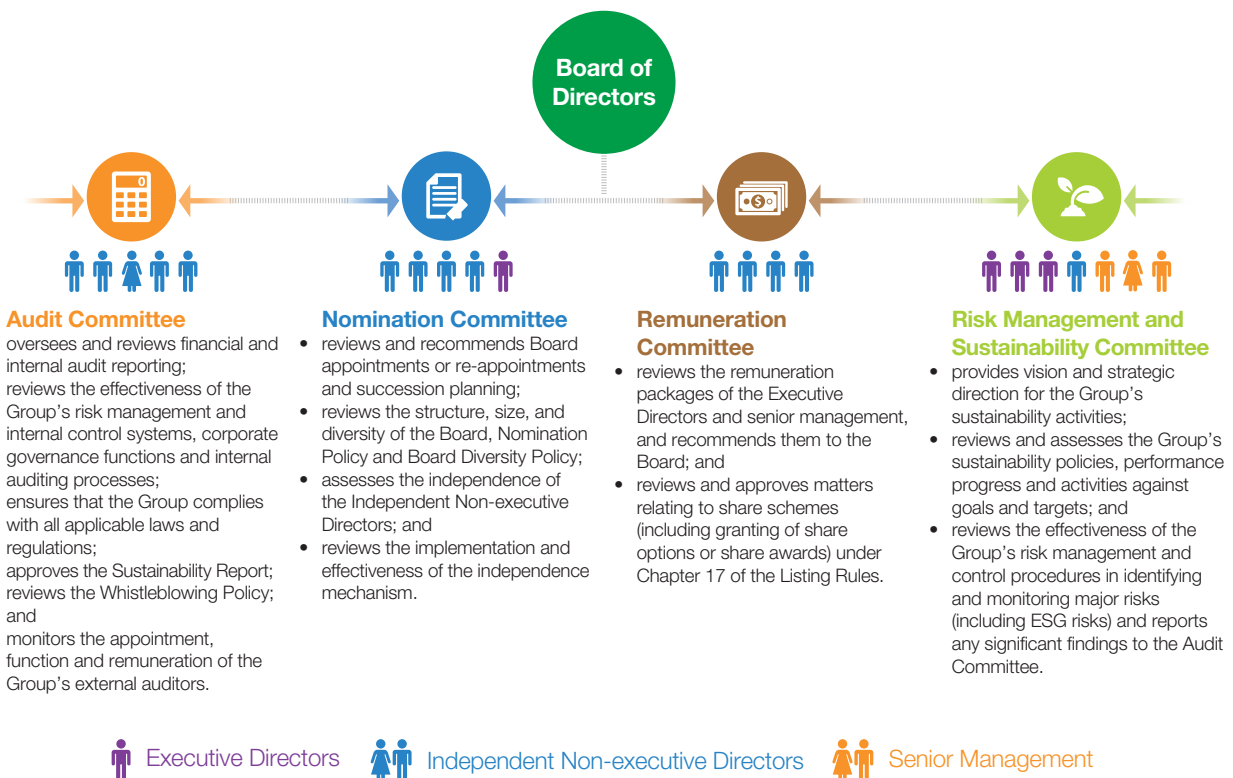
Board of Directors and its Committee

The Board of Directors (the Board) comprises three Executive Directors of the Company (Directors), one Non-executive Director, and five Independent Non-executive Directors. Their names and brief biographies can be found in the section “Biographical Details of Directors” on page 85 of the Annual Report 2024. The Board focuses on the formulation of business strategy and policy, and control. Matters reserved for the Board are those affecting the Company’s overall

strategic policies, finances and shareholders. These include, but are not restricted to, deliberation of business plans, risk management, internal controls, announcement of interim and final results, dividend policy, annual budgets, major corporate activities such as material acquisitions and disposals and connected transaction, and Directors’ appointment and re-election.

The Board has established an Audit Committee, a Nomination Committee and a Remuneration Committee and Sustainability Committee (RMSC) with defined terms of reference which are no less exacting than those set out in the Corporate Governance Code to assist and support the Board in discharging its governance and other responsibilities, particularly on financial reporting, internal control, and corporate governance functions; composition of the Board and remuneration of Directors and senior management; risk management and sustainability strategy.

Roles and Responsibilities of Board Committees



For details of our corporate governance, please refer to the corporate governance section included in our Annual Report 2024 at www.vtech.com/en/investors/financial-reports/



VTech's Sustainability Management

In order to ensure that our sustainability strategies are carried out effectively and consistently throughout the Company, we have organised our sustainability approach into the five pillars across the Company's product lines with the following missions:

Risk Management and Sustainability Committee Sustainability Sub-Committee

Sustainability Plan 2025 – Five Pillars

Governance and Business Ethics



- Promote a culture of integrity, accountability and innovation throughout the Company
- Ensure our corporate governance structure meets the applicable laws and regulations, industry best practice and global trends
- Review and monitor the internal control systems and risk management processes to ensure the overall effectiveness with continuous improvement
- Uphold the highest ethical standards of business integrity and foster a culture of compliance

Product Responsibilities and Value Chain Management



- Culture of Innovation – Support and encourage creative thinking and sharing of new ideas
- Product Innovation – Design products for the well-being of people and for the benefits of society
- Product Quality – Design products to ensure that they are of good quality and compliant with the highest safety standards
- Eco-friendly Product – Incorporate sustainability concepts into our product design and increase the use of sustainable materials for our products and packaging
- Sustainable Supply Chain – Manage our supply chain in a socially and environmentally responsible manner and source from approved suppliers who meet our VTech's Corporate Social Responsibility (CSR) requirements

Environment



- Circular Economy and Environmental Management – Analyse, monitor and minimise the associated environmental impacts following our Environmental Management System
- Climate Change Strategy – Review our approach on climate change and develop sustainability initiatives to identify and address the associated physical and transitional risks and opportunities
- Culture of Innovation – Strengthen our operational excellence with innovative solutions in the following aspects:
 - Green Manufacturing Practice – Minimise the environmental impacts from our operations
 - High Performance Production Chain – Maximise our resource efficiency and improve productivity
 - Sustainable Logistic Practice – Improve operational efficiency and reduce GHG emission throughout the transportation process

Our People



- Promote a culture of integrity in our working environment
- Enhance our good staff relations through various communication channels and staff activities
- Foster a continuous learning environment and encourage employees to develop and advance their careers in VTech
- Respect the labour and human rights of all our employees with clearly defined human resources management policies, and promote an inclusive culture throughout the company
- Provide a supportive, inclusive and motivating workplace for our employees and foster a caring community in our workplaces

Society



- Promote a culture of accountability for the communities in which we operate, focusing on:
 - Supporting people in need
 - Collaborating with local charities
 - Providing training opportunities for young people
 - Nourishing an innovative environment
 - Developing a healthy and green community



At VTech, our RMSC is delegated with the authority from the Board to provide vision and strategic direction for our sustainability activities to ensure that we stay on track and in balance with the three sustainability dimensions of economic, environmental and social impacts at all times. The RMSC is also responsible for reviewing our sustainability strategies and improvement activities, assessing how the policies are implemented in achieving the sustainability goals and targets, and monitoring the performance progress on a biannual basis. We also have an escalation process in place to ensure that any identified issues are dealt with at the appropriate level of the Company.

Our RMSC has also formed the Sustainability Sub-Committee which comprises key employees from the Company's different product lines and relevant departments, including Group Chief Financial Officer, TEL President, Vice President of ELP Operation, Managing Director of CMS, and the Sustainability team. It has the strategic and operational responsibility to manage sustainability issues while implementing the policies and measures to achieve strategic vision and direction approved by RMSC. It is also responsible for monitoring the progress of our sustainability

activities compared with targets in their responsible product lines and functions, evaluating and determining the sustainability investments from economic, environmental and social aspects, and sharing new and significant industry sustainability concerns with the committee members quarterly.

Our Alignment with the UN SDGs

The 17 Sustainable Development Goals (SDGs) were adopted at the United Nations General Assembly in 2015. The SDGs address the global challenges related to poverty, inequality, climate change, environmental degradation, peace and justice etc., and are aimed at establishing a sustainable society.

As a global corporate citizen, we acknowledge the emerging global trends outlined in the SDGs in how we run our business and contribute to the achievement of SDGs. We have identified five primary goals which VTech is best positioned to contribute to and have the greatest impact under our five sustainability pillars – Governance and Business Ethics, Product Responsibilities and Value Chain Management, Environment, Our People, and Society.

SUSTAINABLE DEVELOPMENT GOALS



To define our priorities in SDGs, we have evaluated the relationship between SDGs and our value chain, identifying positive and negative impacts in all business activities from upstream material sourcing, manufacturing, to downstream distribution, product use and product end-of-life. We have identified 14 SDGs and 17 sub-targets in which VTech is

contributing to within our business. These include mitigating potential environmental and social risks of our operations and at the same time seizing opportunities to utilise our capabilities to forge community wellbeing. This analysis forms the basis of our sustainability initiatives to create value for our stakeholders and the wider society.



The SDGs targets we are contributing to throughout our value chain are as follows:

VTech's Value Chain to Achieve UN SDGs

Maximise Positive Impact



Target 1.4

Ensure that all men and women, in particular the poor and the vulnerable have equal rights to economic resources, appropriate new technology and financial services
 → See our community involvement programmes



Target 4.4

Substantially increase the number of youth and adults who have relevant skills, including technical and vocational skills, for employment, decent jobs and entrepreneurship
 → See our training, internship and scholarship programmes



Target 7.2

Increase substantially the share of renewable energy in the global energy mix
 → See our renewable energy initiatives



Target 9.4

Upgrade and retrofit industries to make them sustainable, with increased resource-use efficiency and greater adoption of clean and environmentally sound technologies and industrial processes
 → See our innovative sustainable products design
 → See our achievements on lean manufacturing



Target 11.7

Provide access to green and public space
 → See our recreational facilities at our Manufacturing sites



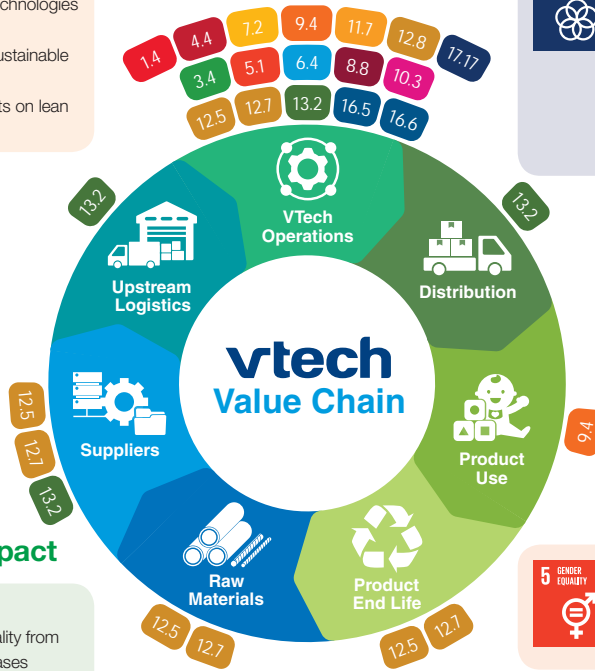
Target 12.8

Increase awareness for sustainable development and lifestyles in harmony with nature
 → See our Global Green Day activities



Target 17.17

Encourage and promote effective public, public-private and civil society partnerships, building on the experience and resourcing strategies of partnerships
 → See our collaboration projects with various partners



Minimise Negative Impact



Target 3.4

Reduce premature mortality from non-communicable diseases
 → See our health and wellness initiatives
 → See our health and safety measures and training



Target 6.4

Substantially increase water-use efficiency and ensure sustainable withdrawals and supply of freshwater to address water scarcity
 → See our rainwater and wastewater recycling initiatives



Target 5.1

End discrimination against women
 → See our Gender Diversity Policy



Target 12.5

Substantially reduce waste generation through prevention, reduction, recycling and reuse
 → See our packaging reduction initiatives
 → See our post-consumer recycling programmes



Target 8.8

Protect labour rights and promote safe and secure working environment for all workers, including migrant workers
 → See our Human Rights Policy, and labour, welfare and safety practices



Target 10.3

Ensure equal opportunity
 → See our Equal Opportunity and No Discrimination Policy



Target 16.5

Substantially reduce corruption and bribery in all their forms
 → See our business ethics policies



Target 12.7

Promote procurement practices that are sustainable
 → See our Supplier CSR risk management practices



Target 13.2

Integrate climate change measures into policies, strategies and planning
 → See our IFRS S2 Disclosures

Target 16.6

Develop effective, accountable and transparent institutions at all levels
 → See our Corporate Governance system



Dialogue and Involvement with our Stakeholders

Stakeholder Engagement Approach

Stakeholder engagement is the process through which we stay connected with our customers, employees, shareholders, investors, suppliers and the wider communities in which we operate. We believe that the approach of stakeholder engagement is integral to the development of our sustainability strategy, and is also a pre-requisite for our long-term sustainable growth.

VTech has an open door policy to encourage suggestions or comments given by our stakeholders through various communication channels. Since FY2014, we have developed a formal annual stakeholder engagement procedure, which helps us identify which sustainability issues are most important to our stakeholders and report our sustainability approach, performance and activities to address their material concerns and priorities. Our purpose is to engage with those who are directly affected, either economically, environmentally or socially, by our operations and to ensure that our sustainability strategies, activities and reporting process would meet or exceed their expectations.

The selection of stakeholder groups is determined by the RMSC in conjunction with the Sustainability Sub-Committee. We have selected a number of representative customers and suppliers from the Company's different product lines, a range of employees from all levels in the Company, our major shareholders and investors, and communities with whom we were actively involved. As part of our annual review process, we also engaged our stakeholders through their preferred communication channels to conduct our materiality assessment surveys.

Our Sustainability Sub-Committee has also developed an approach which identifies the broad topics that the stakeholder groups are concerned with, and used a materiality matrix to assess the material topics identified by our stakeholders during the engagement process. A topic is classified as material when it substantially affects our long-term commercial or operational viability, with material impacts on economic, environmental or social topics. This matrix combines VTech's approach to identifying and assessing the material concerns of our stakeholders, and our own materiality scoring methodology by following the principles outlined in the GRI Standards.





A summary of the stakeholder groups, the topics concerned, and the communication channels with frequency are listed in the following table.

Stakeholders	Topics Concerned	Communication Channels	Frequency per year
 Customers	<ul style="list-style-type: none"> • Production quality and improvements • Product safety, performance and life cycle • Operation in compliance with applicable laws and regulations • Customer support • Financial performance • Sustainability strategies 	<ul style="list-style-type: none"> • Online customer satisfaction surveys • Customer visits or meetings • Industry exhibitions and forums • Product training workshops • On-site visits at VTech's factories • Quarterly business review • Customer service hotline and email 	As required* As required* As required* As required* Quarterly On-going
 Employees	<ul style="list-style-type: none"> • Employees' health and safety • Employee communication and engagement • Working conditions and welfare • Career development and training • Business performance • Product safety • Operation in compliance with applicable laws and regulations 	<ul style="list-style-type: none"> • Employee engagement surveys • Monthly social events with employees • Newsletter • Performance reviews • Regular management meeting with staff representatives • Career and product training • Occupational health and safety training • Suggestion box, hotline, emails, notice board and briefing sessions 	Quarterly Monthly Quarterly Annually On-going On-going On-going On-going
 Shareholders	<ul style="list-style-type: none"> • Return on investment • Strategic plans • Operation in compliance with applicable laws and regulations 	<ul style="list-style-type: none"> • Annual and interim results announcement events • Annual and Interim Reports • Regular meetings and correspondence • Sustainability Report 	Biannually Biannually As required* Annually
 Investors	<ul style="list-style-type: none"> • Business performance • Strategic plans • Operation in compliance with applicable laws and regulations 	<ul style="list-style-type: none"> • Annual and Interim Reports • Feedback to media enquiries • Media conferences • Regular meetings and correspondence • Sustainability Report 	Biannually As required* As required* On-going Annually
 Suppliers	<ul style="list-style-type: none"> • Supplier quality performance • Supplier sustainability in business model, quality and production control • VTech's expectations with suppliers • Product quality and safety • Operation in compliance with applicable laws and regulations 	<ul style="list-style-type: none"> • Annual business review meeting • Annual Suppliers Day or Workshop • Key supplier audits 	Annually Annually On-going
 Community	<ul style="list-style-type: none"> • Support to civil society organisations • Local environment • Environmental protection • Local community activities involvement • Operation in compliance with applicable laws and regulations 	<ul style="list-style-type: none"> • Informal communication through email and phone calls • Sponsorship • Participation in local community activities and volunteering work 	As required* On-going On-going

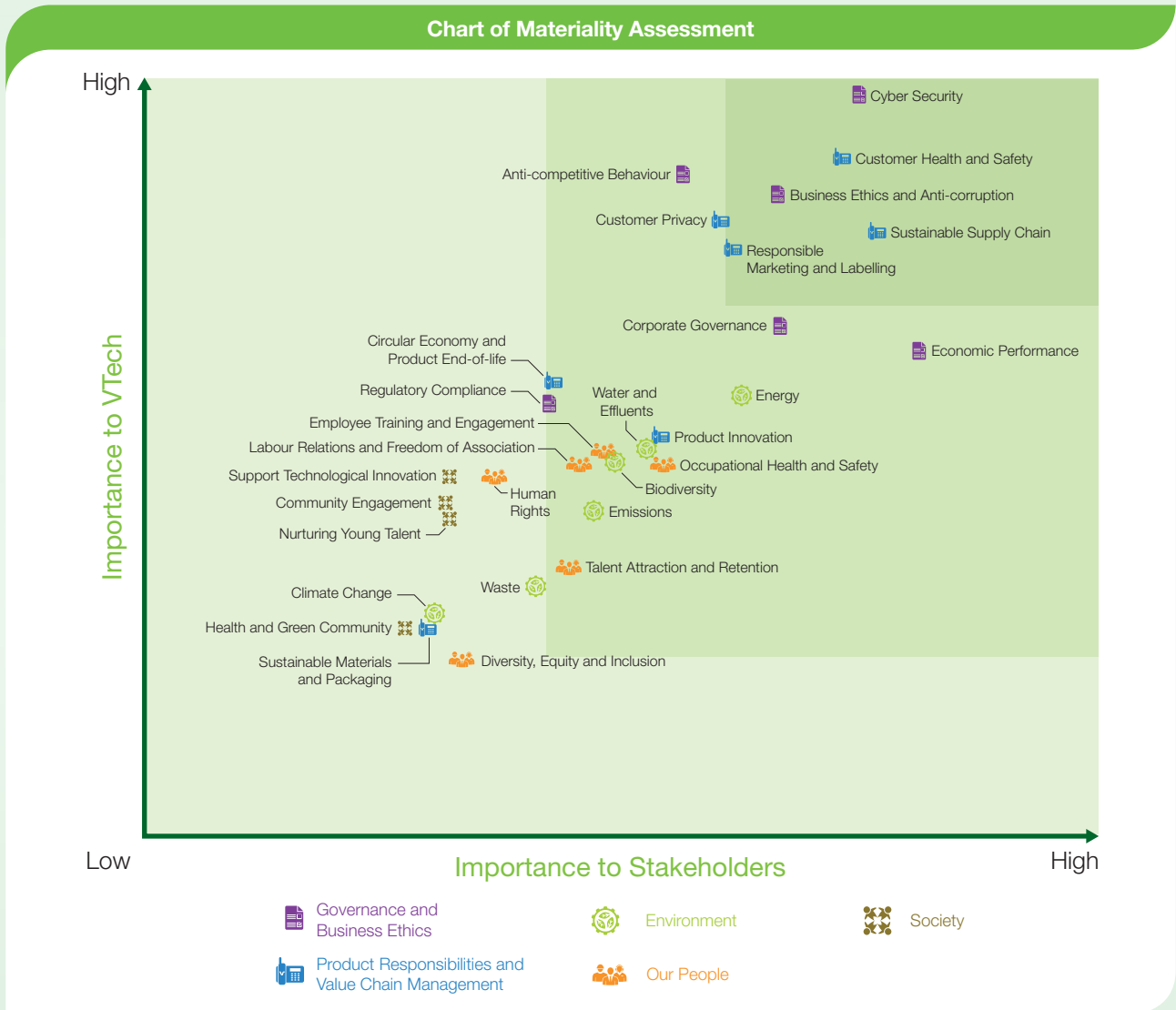
* VTech may vary the frequency to meet its business needs.



Materiality Assessment

Materiality assessment is a four-step process of identification, prioritisation, validation and review. All of the potential material topics listed are referred to the GRI Standards. The material sustainability topics identified by the stakeholders were

based on the results of the materiality assessment surveys conducted in FY2024. The results were mapped with the key sustainability topics assessed by VTech's senior management and illustrated in the following chart. It was approved by the RMSC.



These topics were considered as material for reporting by VTech based on the significance of the Group's economic, environmental and social impact, as well as the influence of the decisions of our stakeholders. The list of the topics is reviewed and revised when necessary to reflect the latest developments in the industry and the Group, as well as the changing expectations of stakeholders.

The labelled topics that lie within the shaded area of the Chart were the most important items on our sustainable development identified by both VTech and the Stakeholders in the materiality assessment surveys. According to our survey results, 5 out of 29 topics were identified as the most important to our stakeholders and VTech. These included Cyber Security, Customer Health and Safety, Business Ethics and Anti-corruption, Sustainable Supply Chain, Responsible Marketing and Labelling. The materiality assessment helped us to prioritise our corresponding sustainability activities and programmes to address the material needs and concerns of our Stakeholders, and to monitor our progresses towards the sustainability targets.



We have also defined the impacts and boundaries of each material topic in the following table:

Category	Material Topic	Impacts and Boundaries					
		Customers	Employees	VTech's Operations	Investors	Suppliers	Community
 Governance and Business Ethics	Economic Performance	✓	✓	✓	✓	✓	✓
	Cyber Security	✓	✓	✓	✓	✓	✓
	Corporate Governance	✓	✓	✓	✓	✓	
	Business Ethics and Anti-corruption	✓	✓	✓		✓	
	Anti-competitive Behaviour	✓		✓	✓	✓	
	Regulatory Compliance	✓	✓	✓	✓	✓	✓
 Product Responsibilities and Value Chain Management	Sustainable Supply Chain	✓		✓		✓	
	Customer Health and Safety	✓		✓	✓		✓
	Responsible Marketing and Labelling	✓		✓	✓	✓	✓
	Customer Privacy	✓		✓	✓		✓
	Product Innovation	✓	✓	✓	✓	✓	✓
	Circular Economy and Product End-of-life	✓		✓	✓	✓	✓
	Sustainable Materials and Packaging	✓		✓	✓	✓	✓
 Environment	Energy	✓	✓	✓		✓	✓
	Water and Effluents	✓	✓	✓			✓
	Biodiversity	✓	✓	✓	✓	✓	✓
	Emissions	✓	✓	✓		✓	✓
	Waste	✓	✓	✓		✓	✓
	Climate Change	✓	✓	✓	✓	✓	✓
 Our People	Labour Relations and Freedom of Association		✓	✓			
	Occupational Health and Safety	✓	✓	✓	✓	✓	✓
	Employee Training and Engagement		✓	✓			✓
	Talent Attraction and Retention		✓	✓			
	Diversity, Equity and Inclusion	✓	✓	✓	✓	✓	✓
	Human Rights	✓	✓	✓	✓	✓	✓
 Society	Community Engagement		✓	✓			✓
	Nurturing Young Talent		✓	✓			✓
	Support Technological Innovation		✓	✓		✓	✓
	Health and Green Community		✓	✓			✓



Sustainability Targets and Performance

VTech constantly reviews and monitors its sustainability progress along the business development. We recognise that we have to build on the foundation that we have established since we started our sustainability journey in FY2006.

Sustainability Progress

During our sustainability journey since FY2006, VTech has successfully developed our sustainability strategies with a vision to create sustainable value to improve the lives of people and protect the planet for future generations and a mission to integrate economic growth, environmental protection and social responsibility in our business strategies to design, manufacture and supply innovative and high quality products for the wellbeing of people and benefits of society, aiming to drive sustainable value for our stakeholders and the communities.

FY2006 to FY2012

- Introduced the concept of CSR and the related activities in our annual report

FY2013

- Refined the CSR management structure to a holistic sustainability framework
- Renamed VTech's Risk Management Committee to Risk Management and Sustainability Committee at the Board of Directors level
- Set up VTech sustainability management sub-committees, comprising key employees from the Company's different product lines and relevant departments

FY2014

- Defined VTech sustainability vision and strategies
- Published our first Sustainability Report following the Core option of GRI G4 Guidelines

FY2015

- Set up an internal database to better monitor our sustainability data and targets
- Developed the first 5-year VTech Sustainability Plan 2020

FY2016 to FY2018

- Completed the acquisition of LeapFrog, Snom and fixed assets of Kenny Precision Products (Shenzhen) Company Limited
- Integrated and aligned sustainability strategies and management systems to the newly acquired businesses
- Continued to incorporate sustainability aspects into our business strategies and activities to achieve our short-term and long-term sustainability targets in FY2020

FY2019

- Completed the acquisition of Pioneer Corporation's manufacturing facility in Malaysia

FY2020

- Incorporated the UN SDGs in the development of sustainability strategy
- Developed the second 5-year VTech Sustainability Plan 2025
- Disclosed climate-related initiatives using TCFD framework

FY2021

- Started to develop ELPs made from plant-based or reclaimed plastics, and source wooden materials from FSC-certified forests

FY2022 to FY2023

- Transition to GRI Standards 2021 for sustainability reporting
- Developed and launched ELPs made from plant-based plastic, recycled PET bottles or FSC-certified materials
- Launched a new series of hotel phones made from recycled PET bottles
- Adopted climate scenarios in climate risks assessment
- Accelerating the installation of solar panels at manufacturing sites

FY2024

- Enriched climate disclosures with reference to IFRS S2 Climate-related Disclosures
- Expanded the range of ELPs made from reclaimed plastic, recycled PET bottles or FSC-certified materials
- Developed a new series of desk telephones made from recycled plastics and Audio Interface Devices made from recycled plastics and recycled aluminium
- Received an upgraded rating from A to AA in the MSCI ESG Ratings assessment



Awards and Recognitions

VTech's contributions to sustainability have received local and international recognitions. VTech Holdings Limited has continued to be a constituent of both the Hang Seng Corporate Sustainability Benchmark Index with a rating rose to AA+, and the FTSE4Good Global Index⁴ for nine consecutive years. It also achieved an elevated rating of AA in the Morgan Stanley Capital International (MSCI) ESG Ratings⁵ and were assessed by Sustainalytics to be at low risk of experiencing material financial impacts from ESG factors. VTech was also presented the "ESG Award" in the "Best Corporate Governance and ESG Awards" by the Hong Kong Institute of Certified Public Accountants,


the "Best in ESG Awards" and "Best in Reporting Awards" by BDO Hong Kong, the "Special Categories – Crisis Management" Award by Bloomberg Businessweek/ Chinese Edition, as well as the "Outstanding ESG Award", "Best in ESG Practices" and "Best in ESG Report" in the TVB ESG Awards 2023. In addition, VTech received the "8+ Year Award (Enterprise Group)" in the Industry Cares Recognition Scheme organised by the Federation of Hong Kong Industries. It has been designated a "Caring Company" by the Hong Kong Council of Social Service for 16 consecutive years.

<p>Hang Seng Corporate Sustainability Benchmark Index AA+</p> 	<p>FTSE4Good Global Index</p> 	<p>MSCI ESG Ratings AA</p> 	<p>Sustainalytics Rating – Low Risk</p> 
<p>Best Corporate Governance and ESG Awards – ESG Award</p> 	<p>TVB ESG Awards – Outstanding ESG Award</p> 	<p>TVB ESG Awards – Best in ESG Practices</p> 	<p>TVB ESG Awards – Best in ESG Report</p> 
<p>BDO ESG Awards – Best in ESG Awards</p> 	<p>BDO ESG Awards – Best in Reporting Awards</p> 	<p>8+ Year Award (Enterprise Group) by Federation of Hong Kong Industries</p> 	<p>Award as Mental Health Friendly Supreme Organisation by Department of Health</p> 
<p>Award as Caring Company for the 16th Consecutive Year</p> 	<p>Partner Employer Award by The Hong Kong General Chamber of Small and Medium Business</p> 	<p>Award as Heart to Heart Company by Hong Kong Federation of Youth Group</p> 	<p>Social Capital Builder Logo Award by Labour and Welfare Bureau</p> 

⁴ FTSE4Good Index is an equity index series that is designed to facilitate investment in companies that meet globally recognised corporate responsibility standards.
⁵ The use by VTech Holdings Limited of any MSCI ESG Research LLC or its affiliates ("MSCI") data, and the use of MSCI logos, trademarks, service marks or index names herein, do not constitute a sponsorship, endorsement, recommendation or promotion of VTech by MSCI. MSCI services and data are the property of MSCI or its information providers, and are provided 'as-is' and without warranty. MSCI names and logos are trademarks or service marks of MSCI.

FY2024 Targets and Progress Update


The table below presents our achievements against the targets developed through our VTech Sustainability Plan 2025 covering FY2021 to FY2025.

Sustainability Pillar	Strategy Themes	Approaches	Targets for FY2024	FY2024 Progress Update
 <p>Governance and Business Ethics</p>	Corporate Governance	Continuously improve our company policy and procedures to ensure our corporate governance structure meets the applicable laws and regulations, industry best practice and global trends	Bi-annual meeting of the Group's RMSC to review the Group's risk management and internal control system and their effectiveness	Bi-annual meeting of the Group's RMSC was arranged and the Group's risk management and internal control system and their effectiveness were reviewed
			Maintain regular meetings with shareholders, investors and analysts	Regular meetings with shareholders, investors and analysts were maintained
			Provide training for our employees on the update of listing rules and requirements	Training was provided for our employees on the update of listing rules and requirements
	Risk Management	Set up Risk Management and Sustainability Committee to monitor and review the risk management and sustainability strategy of the Group and review reports from the Data Security Governance Board	Bi-annual risk registry update and assessment from each business unit	Risk registry update and assessment from each business unit were performed bi-annually
			Annual Business Continuity Plan update	Business Continuity Plan was updated annually
			Provide training on cyber security for our employees	Cyber security training was provided for our employees
			Review and update the data security policy to address the potential cyber security risk	The data security policy was reviewed and updated to address the potential cyber security risk
	Business Ethics	Uphold the highest ethical standards of business integrity and foster a culture of compliance throughout the company	Provide Code of Conduct training for our employees	Code of Conduct training was provided for our employees
			Review reports under the Whistleblowing Policy biannually	Reports under the Whistleblowing Policy were reviewed biannually
			Provide anti-corruption training for our directors and employees	Anti-corruption training were provided for our directors and employees
			Regularly monitor the latest update on the Privacy Regulations worldwide and review our Data Security Policy	Update on the Privacy Regulations worldwide were monitored regularly and our Data Security Policy was reviewed regularly
			Provide regular training for our employees on the Intellectual Property Right protection	Regular training on the Intellectual Property Right protection was provided for our employees




Sustainability Targets and Performance



Sustainability Pillar	Strategy Themes	Approaches	Targets for FY2024	FY2024 Progress Update	
 <p>Product Responsibilities and Value Chain Management</p>	Product Innovation	Design for Excellence – Design for Environment Improve our products to make them more sustainable and eco-friendly	ELP	Continuously develop ELPs made from sustainable materials such as recycled, reclaimed, recyclable, plant-based plastics, or FSC-certified wood Maintain application of waterborne paint for over 90% of ELPs	The following products had been developed and would be launched in FY2025: – Snugglepillar with fabrics and stuffing made from recycled PET bottles – LeapFrog® Nest & Count Turtle Tower™ and LeapFrog® Build-a-Burger made from reclaimed plastic – Wooden toys under Leapfrog brand: LeapFrog® Nature Walk Wooden Activity Walker and the LeapFrog® Pound & Pop Truck
			TEL	Increase the use of sustainable materials such as recycled, reclaimed, recyclable or plant-based plastics for TEL products Continue to adopt anti-bacteria technology on hotel phones launched to the market Gradually replace the use of solvent-based paint with waterborne paint for TEL products	A series of the desktop phone models made from recycled plastic were launched in FY2024 Anti-bacteria feature was applied on most of hotel phone models Waterborne paint was applied on about 86% of TEL products
			CMS	Study the application of sustainable materials for selected CMS designed products Continue to use waterborne paint for 40% of CMS designed products	Post-consumer recycled plastics were used in some engineering samples Continued to search and select different types of post-consumer recycled materials to apply in selected CMS designed products No CMS designed products required the application of painting
			Undertake LCA analysis for 8 key products in TEL products and ELPs to reduce carbon footprint throughout the product life cycle		LCA analysis was performed for 8 key products in TEL products and ELPs to reduce carbon footprint throughout the product life cycle







Sustainability Pillar	Strategy Themes	Approaches		Targets for FY2024		FY2024 Progress Update	
 Product Responsibilities and Value Chain Management	Product Innovation	Design for Excellence – Design for Environment	Improve our product packaging to make them more sustainable and eco-friendly	ELP	Apply waterborne paint for 95% of ELP packaging	Waterborne paint was applied on more than 99% of ELP packaging	
					Maintain 95% of packaging materials for ELPs to be recyclable, and maintain 85% of them to be made from recycled materials	Over 96% of packaging materials for all ELPs was recyclable About 86% of packaging material for all ELPs was from recycled material	
					Eliminate blister in 99% of ELP packaging	Blister was eliminated in 99% of ELP Continued to replace remaining blisters with sustainable materials including recycled and bio-based PET	
					Maintain a 45% size reduction of the instructions leaflet for new ELPs to reduce paper consumption	Reduced 45% by size of our instruction leaflet for new products	
					Participate in different local packaging recycling programmes and educate customers to recycle the packaging in other major markets	We engaged in different packaging recycling programmes like “How2Recycle®” in the US, and “OPRL” in the UK and the packaging recycling programme in Australia	
				TEL	Continue to phase out plastic in 60% of baby monitor packaging, and begin to phase out plastic packaging for other TEL products, or replace with sustainable packaging materials	80% of baby monitors did not contain plastic in their packaging	
					Extend the use of waterborne paint to TEL packaging	Waterborne paint was applied on 86% of TEL packaging.	
				CMS	Use sustainable materials for 90% of CMS designed product packaging	Sustainable materials were used for over 99% of the CMS designed product packaging	
					Provide channels for customers to recycle VTech products after use	Engage post-consumer recycling programme for VTech products in Europe, Canada and the US	We had participated in post-consumer recycling programmes such as WEEE in Europe, EPRA in Canada and TerraCycle®, ESR in the US



Sustainability Targets and Performance



Sustainability Pillar	Strategy Themes	Approaches		Targets for FY2024	FY2024 Progress Update
 <p>Product Responsibilities and Value Chain Management</p>	Product Innovation	Design for Excellence – Design for Quality	Continue to ensure that all products are compliant with the international quality and safety standards	Zero product recall, fines or penalties relating to non-compliance with regulation	We had zero product recalls, fines or penalties relating to non-compliance with regulations
		Design for People	Continue to use our technological expertise to design and provide products to enhance the well-being of our customers and benefit the society	Increase the total sales of health and safety products by 8% compared with FY2020	Compared with FY2020, health and safety products sales increased by 28.3%
	Sustainable Supply Chain	Manage our supply chain in a socially and environmentally responsible manner and source from approved suppliers who meet our VTech's CSR requirements	Conduct supplier engagement activities programme reinforcing our sustainability plan to our suppliers and monitor their progress		Supplier workshops were held to share our long term sustainability plan and current performance with our suppliers
			Complete CSR audits of identified suppliers per VTech CSR requirements		We conducted CSR audits for 182 suppliers
			Continue to work with suppliers to reduce product and packaging waste		We had worked with suppliers to reduce the size of packaging for selected materials
 <p>Environment</p>	Circular Economy and Environmental Management	Analyze, monitor, and minimise the associated environmental impacts following our Environmental Management System	Regular review on update of environmental standards and regulations	We continued to review on update of environmental standards and regulations regularly	
	Climate change – Risk and Opportunities	Review our approach on climate change and develop sustainability initiatives to identify and address the associated physical and transitional risks and opportunities	Continue to use sustainable materials in our products and recycle our products in a responsible way		Eco-friendly ELPs made from recycled, or reclaimed plastic or FSC-certified wood will be introduced to market in FY2025 We have engaged in different post-consumer product recycling programmes
			Reduce GHG emission per production output in assembly factories by 8% compared with FY2020		Compared with FY2020, GHG emission per production output in assembly factories reduced by 0.2%, while absolute emissions reduced by 21.9%
			Reduce GHG emission per production output in plastic factories by 7% compared with FY2020		Compared with FY2020, GHG emission per production output in plastic factories reduced by 1.6%, while absolute emissions reduced 17.9%
			Increase renewable energy use by 80% compared with FY2020		Compared with FY2020, renewable energy use increased by 2,894.6%
			Disclose scope 3 emission		We disclosed our scope 3 emission





Environment

Sustainability Pillar	Strategy Themes	Approaches		Targets for FY2024	FY2024 Progress Update
Environment	Green Manufacturing	Energy	Reduce energy consumption and thus the GHG emissions	Reduce the electricity usage per production output in assembly factories by 8% compared with FY2020	Compared with FY2020, electricity usage per production output in assembly factories increased by 4.1%, while absolute consumption reduced by 18.6%
				Reduce the electricity usage per production output in plastic factories by 7% compared with FY2020	Compared with FY2020, electricity usage per production output in plastic factories reduced by 3.2%, while absolute consumption reduced by 19.3%
				Adopt high efficient energy system and equipment for high performance operation - upgrade on heating and cooling systems	We replaced old screw chillers with new magnetic bearing chillers
		Water	Reduce water consumption and improve effluent treatment	Reduce total water consumption per production output by 8% compared with FY2020	Compared with FY2020, total water consumption per production output decreased by 13.3%
		Material, Waste and Recycling	Recycle materials to minimise waste and conserve resources	Maintain the recycling rate of reusable materials at or above 75%	In FY2024, the recycling rate of the reusable materials was 79.6%
				Reduce amount of hazardous waste per production output by 2% compared with FY2020	Compared with FY2020, amount of hazardous waste per production output increased by 34.5%, while absolute weight increased by 5.2%
				Reduce amount of non- hazardous waste per production output by 2% compared with FY2020	Compared with FY2020, amount of non-hazardous waste per production output increased by 21.2%, while absolute weight reduced by 4.8%
				Reduce material use per production output by 4% compared with FY2020	Compared with FY2020, material use per production output increased by 17.0%, while absolute consumption reduced by 8.5%
				Reduce packaging material used for finished goods per production output by 4% compared with FY2020	Compared with FY2020, packing material used for finished goods per production output increased by 0.8%, while absolute consumption reduced by 21.1%
	High Performance Production Chain	Implement more low cost automation projects and further strengthen the operational management to improve the production efficiency and productivity	Increase production output per worker by 16% compared with FY2020	Compared with FY2020, the production output per worker increased by 14.0%	
	Sustainable Logistics Practice	Reduce the environmental impact from shipment of products	Maintain the average loading capacity of each container shipment at or above 80%	Average loading capacity was 87.4%	
Maximise the usage of ocean and rail freight for long distance and inland shipments respectively			Continued to work with customers to maximise the usage of ocean and rail freight		
Continue to locate VTech's distribution centres close to the distribution centres of our customers in major markets for efficient delivery of our products			Continue to locate distribution centres in major markets for efficient delivery of our products		

Sustainability Targets and Performance





Sustainability Pillar	Strategy Themes	Approaches	Targets for FY2024	FY2024 Progress Update
 <p>Our People</p>	Communication and Staff Relations	Enhance our good staff relations through various communication channels and staff activities	Maintain employee satisfaction at or above average level based on the employee satisfaction survey	In FY2024, average employee satisfaction rate was above average level
			Maintain average staff turnover rate at or below 10%	In FY2024, average employee turnover rate was maintained below 10%
	Advancement in Careers	Foster a continuous learning environment and encourage employees to develop and advance their careers in VTech	Maintain average training hours per employee at or above 25 hours	In FY2024, average training hours per employee was 82.8 hours
	Respect of Labour and Human Rights	Respect the labour and human rights of all our employees with clearly defined human resources management policies, and promote an inclusive culture throughout the company	Increase number of staff with years of service longer than 5 years by 12% compared with FY2020	Compared with FY2020, number of staff with years of service longer than 5 years increased by 12%
			Conduct diversity and inclusion awareness training in all operational sites for employees	Diversity and inclusion awareness training were conducted in major operational sites for employees
			Ensure that the percentage of women in all management positions at or above 25%	In FY2024, the percentage of women in management positions was 27%
	Environment for Our People	Provide a supportive, pleasant and healthy workplace for our staff, and foster a caring community in our working environment	Maintain the loss of working hours due to injuries at manufacturing facilities at or below 0.01%	Lost hour rate was 0.011% in FY2024
			Zero work-related fatality case	No fatality case had been reported since FY2014
			Maintain employee satisfaction rate at or above average level based on the employee satisfaction survey	Average employee satisfaction rate had been above average since FY2014
	 <p>Society</p>	Support People in Need	Use our expertise and resources to support the communities in which we operate	Ensure that the total number of VTech volunteers is no less than 2,500 or 10% of total employee
Collaborate with Local Charities		Ensure that the volunteering hours are no less than 23,000 hours		Total voluntary hours was 20,816 in FY2024
Provide Training Opportunities for Young People		Collaborate with corporate philanthropies and participate in more local charitable events	Extend scholarship programme in countries we operate	We had worked closely with different charitable organisations to arrange various local charitable events for volunteers to take part in
Nourish an Innovative Environment		Engage 400 students to participate in innovative activities or studies	We extended the programme to provide scholarship to 14 students from Hong Kong universities in FY2024	
Develop a Healthy and Green Community		Develop and promote a healthy and green lifestyle within VTech and the community	Continue to organise VTech Global Green Day in our major operation locations	We engaged with over 400 students to participate in innovative activities or studies
			VTech Global Green Day was held for major operation locations including Hong Kong and overseas offices on March 2024	




VTech Sustainability Plan 2025

In order to ensure that our continuous improvement programmes and approaches on sustainability could be carried out effectively and consistently throughout the Company and in a sustainable manner, we have established our first 5-year Sustainability Plan 2020. Following the successful implementation of the first 5-year Sustainability Plan which has built the foundation for further sustainability improvement, VTech is proud to present our second 5-year Sustainability Plan 2025, which covers FY2021 to FY2025, outlining a wider range of targets on sustainability.


Sustainability Pillar	Strategy Themes	Approaches		Targets for FY2025		
 <p>Governance and Business Ethics</p>	Corporate Governance	Continuously improve our company policy and procedures to ensure our corporate governance structure meets the applicable laws and regulations, industry best practice and global trends		Bi-annual meeting of the Group's RMSC to review the Group's risk management and internal control system and their effectiveness Maintain regular meetings with shareholders, investors and analysts Provide training for our employees on the update of listing rules and requirements		
	Risk Management	Set up Risk Management and Sustainability Committee to monitor and review the risk management and sustainability strategy of the Group and review reports from the Data Security Governance Board		Bi-annual risk registry update and assessment from each business unit Annual Business Continuity Plan update Provide training on cyber security for our employees Review and update the data security policy to address the potential cyber security risk		
	Business Ethics	Uphold the highest ethical standards of business integrity and foster a culture of compliance throughout the company		Provide Code of Conduct training for our employees Review reports under the Whistleblowing Policy biannually Provide anti-corruption training for our directors and employees Regularly monitor the latest update on the Privacy Regulations worldwide and review our Data Security Policy Provide regular training for our employees on the Intellectual Property Right protection		
	 <p>Product Responsibilities and Value Chain Management</p>	Product Innovation	Design for Excellence – Design for Environment	Improve our products to make them more sustainable and eco-friendly	ELP	Continuously develop ELPs made from sustainable materials such as recycled, reclaimed, recyclable, plant-based plastics, or FSC-certified wood
						Maintain application of waterborne paint for over 90% of ELPs
					TEL	Increase the use of sustainable materials such as recycled, reclaimed, recyclable or plant-based plastics for TEL products
						Continue to adopt anti-bacteria technology on hotel phones launched to the market
						Continue to use waterborne paint for TEL products
					CMS	Apply sustainable materials for selected CMS designed products
Continue to use waterborne paint for 50% of CMS designed products						

Sustainability Targets and Performance





Sustainability Pillar	Strategy Themes	Approaches		Targets for FY2025	
 <p>Product Responsibilities and Value Chain Management</p>	Product Innovation	Design for Excellence – Design for Environment	Improve our product packaging to make them more sustainable and eco-friendly	Undertake LCA analysis for 10 key products in TEL products and ELPs to reduce carbon footprint throughout the product life cycle	
				ELP	Apply waterborne paint for 95% of ELP packaging
					Reduce the use of non-recyclable materials for packaging to less than 3%, and maintain 85% of them to be made from recycled materials
					FY2030 Goal: Eliminate blister or use sustainable alternatives such as bio-based or recycled PET for the blister in ELP packaging
					Maintain a 45% size reduction of the instructions leaflet for new ELPs to reduce paper consumption
				TEL	Continue to phase out plastic in packaging for TEL products, or replace with sustainable packaging materials
	Continue to use waterborne paint for TEL packaging				
CMS	Use sustainable materials for 95% of CMS designed product packaging				
		Provide channels for customers to recycle VTech products after use	Engage post-consumer recycling programme for VTech products in major markets		
	Design for Excellence – Design for Quality	Continue to ensure that all products are compliant with the international quality and safety standards	Zero product recall, fines or penalties relating to non-compliance with regulation		
	Design for People	Continue to use our technological expertise to design and provide products to enhance the well-being of our customers and benefit the society	Increase the total sales of health and safety products by 10% compared with FY2020		
Sustainable Supply Chain	Manage our supply chain in a socially and environmentally responsible manner and source from approved suppliers who meet our VTech's CSR requirements	Conduct supplier engagement activities programme reinforcing our sustainability plan to our suppliers and monitor their progress			
		Complete CSR audits of identified suppliers per VTech CSR requirements			
		Work with suppliers to reduce product and packaging waste			



Sustainability Pillar	Strategy Themes	Approaches		Targets for FY2025
 Environment	Circular Economy and Environmental Management	Analyse, monitor, and minimise the associated environmental impacts following our Environmental Management System		Regular review on update of environmental standards and regulations
	Climate Change – Risks and Opportunities	Review our approach on climate change and develop sustainability initiatives to identify and address the associated physical and transitional risks and opportunities		Continue to use sustainable materials in our products and recycle our products in a responsible way
				Reduce GHG emission per production output in assembly factories by 10% compared with FY2020
				Reduce GHG emission per production output in plastic factories by 8% compared with FY2020
				Increase renewable energy use by 100% compared with FY2020
	Disclose scope 3 emission			
	Green Manufacturing	Energy	Reduce energy consumption and thus the GHG emissions	Reduce the electricity usage per production output in assembly factories by 10% compared with FY2020
				Reduce the electricity usage per production output in plastic factories by 8% compared with FY2020
				Adopt high efficient energy system and equipment for high performance operation - upgrade on heating and cooling systems
		Water	Reduce water consumption and improve effluent treatment	Reduce total water consumption per production output by 10% compared with FY2020
				Maintain the recycling rate of reusable materials at or above 75%
				Reduce amount of hazardous waste per production output by 3% compared with FY2020
	Material, Waste and Recycling	Recycle materials to minimise waste and conserve resources	Reduce amount of non-hazardous waste per production output by 3% compared with FY2020	
			Reduce material use per production output by 5% compared with FY2020	
			Reduce packaging material used for finished goods per production output by 5% compared with FY2020	
High Performance Production Chain	Implement more low cost automation projects and further strengthen the operational management to improve the production efficiency and productivity	Increase production output per worker by 20% compared with FY2020		
Sustainable Logistics Practice	Reduce the environmental impact from shipment of products		Maintain the average loading capacity of each container shipment at or above 80%	
			Maximise the usage of ocean and rail freight for long distance and inland shipments respectively	
			Continue to locate distribution centres in other major markets for efficient distribution to customers	



Sustainability Pillar	Strategy Themes	Approaches	Targets for FY2025
 Our People	Communication and Staff Relations	Enhance our good staff relations through various communication channels and staff activities	Maintain employee satisfaction at or above average level based on the employee satisfaction survey Maintain average staff turnover rate at or below 10%
	Advancement in Careers	Foster a continuous learning environment and encourage employees to develop and advance their careers in VTech	Maintain average training hours per employee at or above 25 hours
	Respect of Labour and Human Rights	Respect the labour and human rights of all our employees with clearly defined human resources management policies, and promote an inclusive culture throughout the company	Increase number of staff with years of service longer than 5 years by 15% compared with FY2020
			Conduct diversity and inclusion awareness training in all operational sites for employee
			Continue to ensure that the percentage of women in all management positions at or above 25%
	Environment for Our People	Provide a supportive, pleasant and healthy workplace for our staff, and foster a caring community in our working environment	Maintain the loss of working hours due to injuries at manufacturing facilities at or below 0.01%
			Zero work-related fatality case
			Maintain employee satisfaction rate at or above average level based on the employee satisfaction survey
 Society	Support People in Need	Use our expertise and resources to support the communities in which we operate	Continue to ensure that the total number of VTech volunteers is no less than 2,500 or 10% of total employee
	Collaborate with Local Charities		Continue to ensure that the volunteering hours are no less than 23,000 hours
	Provide Training Opportunities for Young People		Collaborate with corporate philanthropies and participate in more local charitable events
			Extend scholarship programme in other countries
	Nourish an Innovative Environment		Engage 500 students to participate in innovative activities or studies
	Develop a Healthy and Green community		Develop and promote a healthy and green lifestyle within VTech and the community



Sustainability Pillars

Governance and Business Ethics



VTech promotes a culture of integrity, accountability and innovation throughout the Company. It also ensures that its corporate governance framework complies with the applicable laws and regulations as well as industry best practice with effective internal control and risk management systems in place.

Highlights

- Provided training on Code of Conduct, cyber security and intellectual property right protection
- Provided training on anti-corruption for directors, senior management and general staff



VTech has developed a comprehensive management structure throughout the years. We have continuously reviewed our company policies and procedures to ensure our corporate governance structure meets the applicable laws and regulations, industry best practice, global trends, and market expectation. To achieve these goals requires both broad ranging and in-depth governance structures and risk management processes.

Corporate Governance

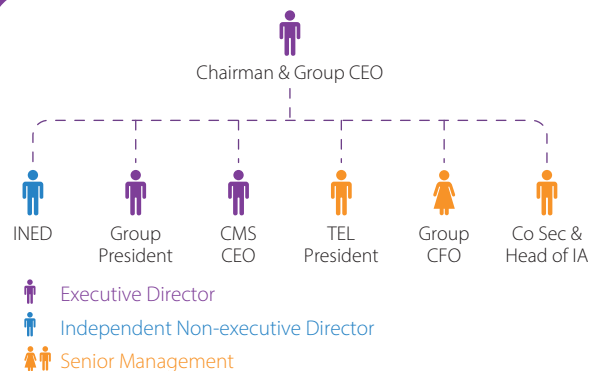


Risk Management and Sustainability Committee

Effective risk management is crucial for maintaining our stable daily operation and indicates our ability to respond and adapt to the changing environment. In order to minimise the possible disturbances to our operation during the event of disruptions, it is important to be prepared for emergency and to build resilience in the face of adversity. VTech has implemented an organisational structure with formal and clearly defined lines of responsibility and delegation of authority. There are also established procedures for financial planning, capital expenditure, treasury transactions, information and reporting systems, and monitoring the Group's businesses and their performance.

The RMSC is chaired by Dr. Allan WONG Chi Yun – Chairman and Group Chief Executive Officer (Chairman & Group CEO) with Dr. PANG King Fai – Group President, Mr. Andy LEUNG Hon Kwong – Chief Executive Officer of CMS (CMS CEO), Mr. WONG Kai Man – Independent Non-executive Director (INED), Mr. Hillson CHEUNG Hoi – President of TEL Products (TEL President), Ms. Shereen TONG Ka Hung – Group Chief Financial Officer (Group CFO) and Mr. CHANG Yu Wai – Company Secretary and Head of Internal Audit (Co Sec & Head of IA), as members – a combination of Executive Directors, an INED and senior management.

Risk Management and Sustainability Committee



The RMSC is responsible for monitoring and reviewing the risk management and internal control systems, as well as the sustainability strategies, performance and activities of the Group on a regular basis.

The RMSC has also developed an internal risk management structure at both management and operational levels, which has clearly defined the roles and responsibilities in managing potential risks in the respective areas, and set up procedures for execution of the Group's Business Continuity Plan in the event of disruptions.

As part of its process to review the effectiveness of the risk management and internal control systems, the Company maintains the Risk Register to record the major and identifiable risks in the critical functions in the operation of the Company. The Risk Register is reviewed by the RMSC twice a year. At management level, department representatives of each key business unit/function maintain a risk register documenting the key risks and the mitigation measures of the relevant risk. To facilitate the review of the Risk Register by the RMSC, the Internal Audit Department will review the operation of the risk management framework, including the effectiveness of reporting to the appropriate management levels, and the continuing operation of appropriate mitigation measures.

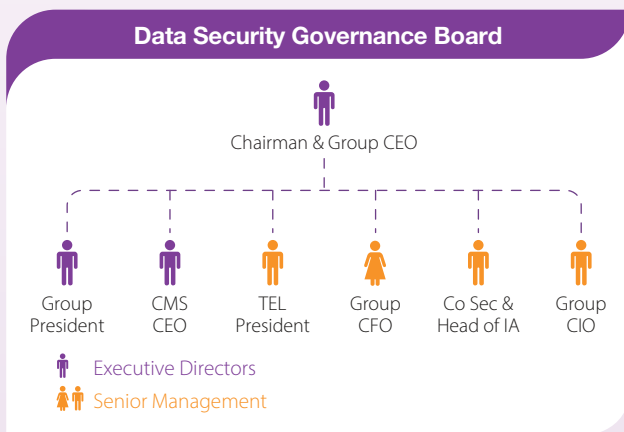
Sustainability Pillars



The RMSC has held two meetings during the financial year to review the Group’s risk management and internal control systems, and its sustainability strategies, policies and activities.

Data Security Governance Board

The Data Security Governance Board was established with defined terms of reference reporting to the RMSC. The Data Security Governance Board is chaired by Chairman and Group CEO and comprises the Group President, CMS CEO, TEL President, Group CFO, Co Sec & Head of IA, and Group Chief Information Officer (Group CIO). It is responsible for decision-making, implementation, enforcement, oversight, compliance and periodic review of the Data Security Policy and practices, as well as the cybersecurity risks and mitigation measures of the Group. It also ensures that the Group’s data security practices are compliant with international and local laws and regulations, including but not limited to, the applicable privacy ordinances and data protection regulations in the respective countries such as the General Data Protection Regulation in Europe. The Data Security Governance Board has held two meetings during the financial year. It has reviewed and monitored the implementation and execution of the Data Security Policy and practices of the Group for the compliance with the latest privacy ordinances and data protection regulations in the respective countries. It has also reviewed the implementation progress of the additional preventive measures, technologies enhancement and staff trainings for the mitigation of cybersecurity risks of the Group. In addition, the Data Security Governance Board has reviewed and monitored the remedial actions of the identified security related issues which have been brought to its attention.



Investor Communication

All of the Group’s investor communications are governed by a Shareholders Communication Policy. The Policy sets out the procedures for providing shareholders and investment community with ready, equal and timely access to balanced and understandable information about VTech.

For details of our Shareholders Communication Policy, please refer to www.vtech.com/en/investors/corporate-governance/shareholders-communication-policy/

Regulatory Requirements

We are in full compliance of the Listing Rules of the Stock Exchange. Regular training is delivered by professionals to our staff on the update of Listing Rules and requirements. We keep monitoring the update of the Stock Exchange’s ESG Guideline and update our Sustainability Report accordingly.

Risk management



ESG Risks and Opportunities

The RMSC has oversight of all ESG issues including ESG risks. It is responsible for identifying and evaluating ESG risks and opportunities. ESG risks are reviewed in the RMSC biannual meetings as well as the Board meetings.

ESG risk management and opportunities are integrated into our Sustainability Plan 2025. Please refer to pages 42-46 for details of climate-related risks and opportunities.

Business Continuity Management

Business Continuity Management (BCM) is important for ensuring that we always have a smooth business operation. Our BCM programme not only helps us to identify and mitigate our potential operational risks, but also increases our resilience capability, in the event of disruptions, to resume our operations in an effective and timely manner. VTech’s RMSC has developed an internal risk management structure at both the management and operational levels, which has clearly defined the roles and responsibilities in managing the potential risks in the respective areas, and set up procedures for the execution of our Business Continuity Plan (BCP) in the event of disruptions. At each of our key business functions, the management team who is responsible for BCM, consisting of the senior management at the operational level of the relevant departments, is given the responsibility for developing and executing the BCP to ensure the continuous operation of the critical and essential functions of the Company in the event of emergency or business interruption. We have adopted a four-step BCM framework to identify the events that could affect our operation, assess the identified risks, establish measures and controls to manage the impacts with recovery actions, and review and monitor the BCP for continuous improvement on a regular basis. Facing the unprecedented challenges from COVID-19, we have developed a comprehensive set of precautionary measures and guidelines to tackle the issue following the BCM framework, to ensure the health and safety of the employees and our operation and business continue to run smoothly.





Cyber Security

The proliferation of new technologies has significantly changed the ways people access information. VTech has established a multifaceted cyber security programme with data and system security policies and measures in place to protect the data and information from any unauthorized access, accidental loss or destruction.

Cyber Security Risk Management Framework follows internationally recognised cyber security standards, and revolves around four pillars:

Governance – Establish organisational structure, policies and procedures to ensure that cyber security-related activities and compliance are appropriately prioritised and aligned with company requirements

Protection – Deploy and maintain security systems and controls that protect the corporate environment

Detection – Identify potential threats via risk assessment and implement monitoring practices to ensure that safeguards are in place

Response – Maintain a strong level of staff awareness and readiness through regular cybersecurity awareness training and drills

The Data Security Governance Board reporting to the RMSC established at the Board level, is also responsible for ensuring that our data security practices are compliant and aligned with international and local laws and regulations, including but not limited to the applicable privacy ordinances in the respective countries and regions such as the General Data Protection Regulation in Europe.

To proactively detect cyber threats and system vulnerabilities, VTech has implemented comprehensive Endpoint Detection & Response (EDR) solution that leverages AI and behaviour models to strengthen real-time threat detection and response capabilities. Additional fit-for-purpose security monitoring controls are also in place to proactively enhance infrastructure security while maintaining business productivity. These cover our network gateways, computing devices and business systems. A dedicated internal information security team stays up to date with new threats and we also manage risks of third-party vendors and partners by establishing a process to vet their security practices, ensuring adequate security measures are in place. Proper work-from-home policies and procedures have been established without jeopardising the risk of network security.

To ensure that our products are best protected, we have engaged best-in-class penetration testers to review our network-connected products before rollout. For internal systems, we continue to regularly conduct security assessments in order to meet international security standards. Regular risk assessment, internal and external audits mechanism provide further layers of feedback to ensure that threat detection and mitigation activities are effective and done in a timely manner.

In response to threat and incident handling, a proper procedure for incident escalation and handling have been established. We have also carried out incidence response drills to ensure that our cross-department response team is ready.

To ensure preparedness, our staff are required to attend mandatory cyber security awareness training and testing on a yearly basis and are subject to simulated phishing drills to maintain vigilance.

Business Ethics



Code of Conduct and Whistleblowing Policy

Our Code of Conduct serves as one of the cornerstones of our governance and operation, underpins our culture of integrity and represents the Group management's commitment to a vigorous, responsible and forward-looking compliance culture. It spells out the guiding principles for our corporate and staff behaviour and sets the high standards of integrity and honesty we apply in our operation and business. We have additional policies for staff in specific risk-related areas to cover conflicts of interest, bribery, accounting standards and internal management. Staff are required on joining to confirm that they understand and accept the requirements and standards laid down in the Code of Conduct appropriate to their role and position in the Company, and in addition, avail themselves to attend and complete various governance trainings provided online, and provide annual confirmation of compliance of the Code of Conduct in writing. Staff is required to strictly follow the Code of Conduct so that the Group operates to the highest standard of business behaviour and ethics in its engagement with customers, business partners, shareholders, employees and the community at large. Due to a constantly changing business environment and the emergence of increasing demands on responsible corporate behaviour, we review our Code of Conduct periodically to ensure that it reflects the current industry and global best practices and meets the expectations of all stakeholders.

VTech operates a Whistleblowing Policy in order to encourage and assist whistleblowers to disclose information relevant to misconduct, malpractices or irregularities through a confidential reporting channel without the fear of recrimination. Reports are referred to the Group Chief Compliance Officer, who will review the complaints and determine the appropriate mode of investigation and any subsequent corrective action. Recommendations on improvements are communicated to the respective department's senior management for implementation. All reports are handled by the Company with care and all legitimate concerns are investigated in a fair and proper manner. All reports under the Whistleblowing Policy are reviewed by the Group's Audit Committee on a bi-annual basis to ensure proportionate action where needed are taken and to identify any need for further policy development.

Full details of our Whistleblowing Policy and Code of Conduct are available on www.vtech.com/en/investors/corporate-governance/whistleblowing-policy/ www.vtech.com/en/investors/corporate-governance/code-of-conduct/



Business Integrity and Anti-Corruption Policies

The Company is committed to zero tolerance towards corruption and a culture of integrity. It promotes the core values of integrity, honesty, fairness, impartiality and ethical business practices. VTech Group and its officers, employees, agents and intermediaries are prohibited from giving or offering to give money or anything of value to any third party who includes government officials, political parties, party officials or candidates for political office, in order to influence the commercial acts or official duties or decisions of that person or entity, or to obtain or retain business, or secure any improper advantage. The Company does not make any donations to political parties in any country but it does not restrict its employees from joining or participating in individual associations provided that there is no conflict of interest between their role as a member of the association and their role as an employee of VTech. Employees are prohibited from representing or purporting to represent the Company in any social or political forum and using the Company's brand, time or assets to advance the interests of any social or political party or group.

Anti-corruption is one of the major governance areas covered by our Code of Conduct. In addition to the Anti-Corruption Policy, the Company has also issued policy to guide its staff on the offer and receipt of gifts, entertainment and gratuities and the related reporting and approval procedures. VTech's management shall ensure that employees are familiar with these policies and the related control procedures in their job areas. Employees receive regular anti-corruption and internal control training to reinforce their awareness and understanding of the Code of Conduct and the relevant policies.

For details of our Code of Conduct and Anti-Corruption Policy, please refer to www.vtech.com/en/investors/corporate-governance

Anti-Corruption Training to Directors and Staff

Anti-Corruption Training is provided to our staffs via our eLearning platform to facilitate continuous learning on the topic. New joiners are required to complete the online training within 3 months after joining VTech. During FY2024, we invited external legal profession to share about the legal framework of the Prevention of Bribery Ordinance. Explained with case studies, the training covers common corruption pitfalls in the private sector and the roles of management and staff in corruption prevention. The training is available to all employees, including directors, senior management and general staff.

Privacy and Data Protection

We acknowledge the importance of data security and privacy for our stakeholders. Data protection is also an essential consideration in the workplace. In order to safeguard the privacy of our stakeholders, we have developed personal data protection policies and personal data handling practices that cover how we collect, use, disclose, transfer, retain and dispose stakeholders' personal information.

Consumer personal information is usually collected from several sources, namely, our online shop, authorised dealers or agents and media channels for enquiries and complaints, and in general whenever it is necessary to provide services to the consumers. We are committed to using the consumer personal information we have collected only for the purpose intended and notified. We follow the US Children's Online Privacy Protection Act (COPPA) to protect the privacy of children when managing personal data collected from children in the relevant services we provided. VTech will not sell the personal information to a third party for any consideration.

As required by the Data Security Governance Board, a designated Data Protection Officer has been appointed to facilitate VTech's compliance with the applicable privacy laws and regulations, and its own privacy and data protection policies. A privacy and data protection team consisting of business managers of different departments regularly involved in the processing of personal information assists the Data Protection Officer from time to time with the preparation, implementation and enhancement of any actions required for the compliance with any privacy legislation and VTech's personal data protection requirements.

Protection of Intellectual Property Right

VTech is devoted to protecting its own intellectual property rights and the intellectual property rights of others. VTech has adopted and implemented proper policy and protocol in place to protect its intellectual property rights through different means including, but not limited to its patents, designs, trademarks, copyrights and licences in different areas such as logos, designs, technologies, trade secrets, computer programmes, inventions, product information, instruction manuals, video and sound recordings in various media. Without our permission, a third party cannot acquire any rights to use or display any related intellectual property. VTech will take legal actions and seek legal remedies against any violations of its intellectual property rights or misuse of its intellectual property wherever such may have been found.

For details of our intellectual property rights protection measures, please refer to www.vtech.com/en/investors/corporate-governance/

Global Tax Policy

VTech is committed to full compliance with all statutory obligations, full disclosure to relevant tax authorities, and to act in a way which upholds its reputation as a responsible corporate citizen. The Group's tax affairs are managed in a way which takes into account the Group's wider corporate reputation in line with VTech's overall high standards of governance.

Each group company has the responsibility to understand and comply with tax laws and regulations applicable to its business, with support from the external tax advisors. We have implemented a series of processes and controls to identify, manage and report tax risk appropriately. These include regular updates from Finance teams; documented review processes and regular training for staff involved in tax return preparation and review.



Sustainability Pillars

Product Responsibilities and Value Chain Management



VTech's culture of innovation not only supports its employees to continuously design and develop innovative and high quality products for the wellbeing of people and benefits of society, but also facilitates the Company to integrate sustainability concepts throughout the factory and business operations as well as its supply chain.

Highlights

- Developed three new eco-friendly products made from recycled PET bottles or reclaimed plastic
- Launched two wooden toys with materials sourced from responsibly managed forests certified by FSC
- Launched LeapFrog® Magic Adventures™ Telescope and VTech Storytime With Sunny™ for children's learning and development
- Introduced a Smart Nursery Baby Monitor with advanced baby care features using AI technology
- Launched a series of desktop phones made from recycled plastic
- Engaged in various post-consumer products and packaging recycling programmes in major markets



VTech's culture of innovation, which supports and encourages creative thinking and sharing of new ideas in the workplace, not only facilitates its employees to design and develop innovative and high quality products for the wellbeing of people and benefits of society, but also upholds the highest international and local quality and safety standards. It is also dedicated to incorporating sustainability concepts into the design of products to make them more eco-friendly and sustainable. Our management approach continues to focus on two key management principles – "Design for Excellence" and "Design for People". VTech has a well-established "Supply Chain Management System" to monitor the quality of our suppliers as well as their environmental and ethical performance to ensure their compliance with VTech's CSR requirements.

Product Innovation



Design for Excellence

VTech products comply with the highest international and local environmental and safety standards. All our products also meet the specific standards and requirements on

material usage, energy consumption and disposal method in the respective markets. A list of environmental and safety standards for our products is shown on pages 90-91.

Design for Environment

Consumers are increasingly pursuing environmentally responsible brands that protect the environment, health, and safety of stakeholders. As an environmentally conscious Company, VTech strives to further improve our products to make them more sustainable and eco-friendly.

It starts in the product design and development. We explore the transition towards circular economy by following the life cycle assessment (LCA) principle from the beginning of the product design to different stages of production chain, with a focus on minimising our environmental impacts throughout the whole product life cycle from cradle to grave.

Our designers and engineers are required to follow the requirements on the LCA checklist to select more eco-friendly product and packaging materials, reduce the use of materials and energy, maximise the use of reusable items and avoid disposal of recyclable materials to landfill during the product development stage.



To further minimise the environmental impact of the colouring process, we continue to replace solvent-based paint with waterborne paint in our products and packaging and adopted the overmolding and inkjet printing technologies in the manufacturing process. Significant progress has been made over the past years. We are working on extending our product life cycle from cradle-to-grave to cradle-to-cradle, through the increasing use of sustainable materials and engaging in recycling programmes for our products and packaging.

Sustainable Product Design and Material

We have initiated our “Every Component Counts” programme and “Compact Design” principles since 2008 and we have

made continuous improvements in the reductions of materials and components usage in our products.

Through our “Every Component Counts” programme, our designers and engineers also make suitable adjustments for components and material reductions. In recent years, we have continued to embed the principle of “Compact Design” in our packaging design, choosing more environmentally friendly packaging materials and reducing the weight of materials used for all VTech products. With the compliance of RoHS 2.0 (Restriction of Hazardous Substances) and REACH (Registration, Evaluation, Authorisation and Restriction of Chemicals) standards, we aim to use minimum permitted hazardous substances and chemicals in all ELPs and TEL products.

VOCs Reduction Initiatives

As a responsible corporate citizen, we strive to reduce Volatile Organic Compounds (VOCs) emission, which may have negative impact on the environment.

In FY2017, we successfully launched our first TEL product that uses waterborne paint. Over the past years, we have further extended the application of waterborne paint in most of our products. It significantly reduced the amount of solvent used for dilution within the factory. In our metal factory, waterborne paint has replaced solvent-based paint for all products. Waterborne paint has also been applied to the pad printing and silkscreen printing procedures for our packaging. The application of waterborne paint has greatly reduced emission of VOCs into the atmosphere during manufacturing process and improved air quality.

At some of our operating sites, inkjet printing technology has been adopted to substitute silkscreen printing and pad printing to reduce odor and VOCs emission during colouring process.

Starting from FY2019, we began to adopt plastic overmolding technology. It is a multiple injection molding process where multiple-coloured plastic components are being produced in a multiple molding cycle. The adoption of plastic overmolding technology allows us to minimise paint spraying process and thus VOCs emission.

Vacuum Plasma Treatment technology has been adopted to replace Polypropylene Water Spraying, eliminating the spraying process and reducing VOCs emissions. To minimise the consumption of solvents containing VOCs, Isopropyl alcohol based Wave Soldering Flux will be replaced with VOC-free flux which utilises deionized water as major solvent. To further reduce the VOCs emission in our production while maintaining product quality, we continued phasing out solvent-based ink and adhesives with the application of waterborne alternatives.

In FY2024, waterborne paint was used in about 90% of ELPs and 86% of TEL products. As for packaging, waterborne paint was used in about 99% of ELP packaging and about 86% of TEL product packaging. We will continue to extend the use of waterborne paints for our TEL products, ELPs and CMS designed products.

We continue to incorporate eco-design principles from the manufacturing phase of the production life cycle to the product usage in the end user’s home. Every year we conduct LCA for our key products to compare the carbon footprint between the old and new models, and ensure that there is continuous reduction in carbon footprint of the new model. By embedding the eco-design principles and with continuous reduction in plastic materials and components usage, the carbon footprints of the two new ELP and TEL models have reduced 4.5% and 2% respectively compared with the old generation.

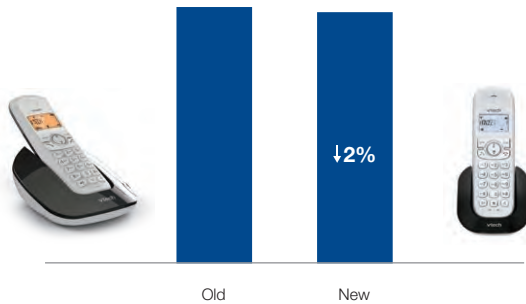
We have been studying the application of sustainable materials for ELPs, selected TEL products and CMS designed products. For ELPs, we continue to develop models made from bio-based plastics or reclaimed plastics, and wooden toys with materials sourced from responsibly managed forests certified by the FSC.



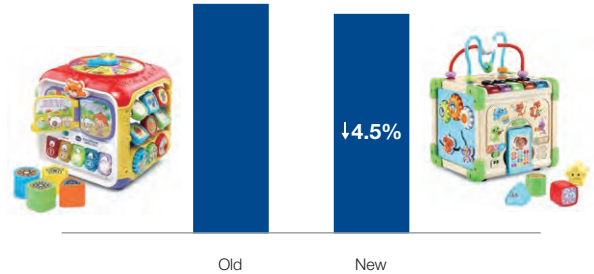
Inkjet Printing Technology



VTech Product Carbon Footprint Comparison of TEL Products



VTech Product Carbon Footprint Comparison of ELPs



Green Electronic Learning Products

VTech has continued launching a variety of electronic learning products made of sustainable materials in FY2024. These included Snuggle Sounds Whale, Bundle of Fun Zebra Gift Set, Make & Spin Bouquet™, Sorting Fun Apple, LeapFrog® ABCs & Activities Wooden Table™ and LeapFrog® Touch & Learn Wooden Activity Cube™, which had been well received from the consumers.

With the sustainability goal to replace fossil-based virgin plastics with sustainable materials such as recycled, reclaimed, recyclable, plant-based plastics, or FSC-certified wood, VTech continues to use sustainable materials in its products and packaging with target towards a circular economy. In FY2024, we expanded

our range of eco-friendly ELPs made from sustainable materials. These included the Snugglepillar with fabrics and stuffing made from recycled PET bottles, and the LeapFrog® Nest & Count Turtle Tower™ and LeapFrog® Build-a-Burger made from reclaimed plastics. We also launched more wooden toys with materials sourced from responsibly managed forests certified by the FSC, which included the LeapFrog® Nature Walk Wooden Activity Walker and the LeapFrog® Pound & Pop Truck. Our R&D team will continue to study the application of sustainable alternatives for other product lines. For a full list of ELPs made from sustainable materials, please visit our website: sustainability.vtech.com/product-and-value-chain





Snom Phones Made With Recycled Plastic

VTech is committed to making a positive impact on resource conservation and reducing environmental footprint by offering sustainable product options to customers. Snom branded desktop phones can be powered by Ethernet port with Power of Ethernet (PoE) without the need for an extra AC adaptor, hence saving energy consumption. Plastic-free packaging is adopted to minimise waste and enhance recyclability of the packaging. The two new models of the D8xx series desk telephones launched during FY2024 are fabricated with 60% of recycled acrylonitrile butadiene styrene (ABS) plastic, thereby reducing dependence on virgin materials. Snom will continue to realise its green strategy in product design and manufacturing.



Audio Interfaces made from sustainable materials



VTech has been working with its customers to explore opportunities in developing products with sustainable features. In FY2024, VTech collaborated with its CMS customer in the design of a series of audio interface devices with sustainable materials. The chassis and panels of these interfaces are made from post-industrial recycled aluminum and post-consumer recycled ABS plastic. This not only helps in diverting manufacturing wastes away from landfills but also contributes to a reduction in upstream carbon footprint by consuming less virgin materials.

Sustainable Packaging

We continuously reduce environmental impacts of our packaging through material sourcing, usage reduction, design change and recycling as part of our effort moving towards circular economy.

Currently 96% of our ELP packaging materials are recyclable, of which about 86% was made from recycled materials. VTech has also eliminated blister in 99% of the ELPs packaging, and continued to replace fossil-based blister packaging with sustainable alternative such as bio-based or recycled PET in new ELPs packaging. We have made effort to reduce the size of the instructions leaflet of the ELPs to save paper. By adding QR code for full instruction menu, we were able to reduce 45% of the leaflet size. For TEL products, we have eliminated plastic in 80% of baby monitors packaging.

Product Disposal and Recycling

In order to support circular economy initiatives in its major markets, VTech has engaged in various post-consumer packaging recycling programmes in the US, the UK, France, Australia and New Zealand. Packaging recycling labels such as How2Recycle® and “OPRL” the On-Pack Recycling Label have also been placed on the product packaging of its electronic learning products for consumers’ easy reference.

To encourage post-consumer product recycling, VTech has partnered with leading international recycling companies such as TerraCycle® in the US and Electronic Products Recycling Association in Canada. It has also followed the Waste Electrical and Electronic Equipment Directive in Europe by adding product recycling labels on the product packaging. These recycling programmes provide an easy way for consumers to recycle VTech’s electronic learning products in the respective countries.



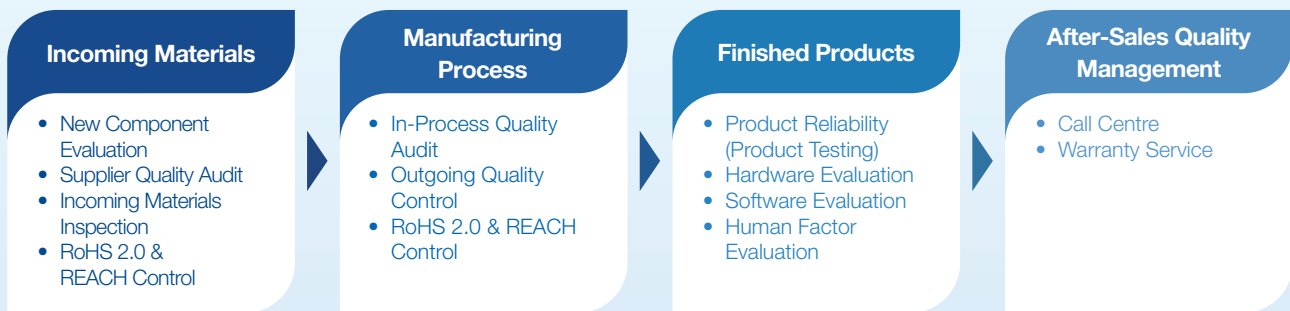


We have extended the post-consumer product recycling to our telecommunication products in the US. By partnering with Electronic Scrap Recycling (ESR), consumers can send our products to ESR for collection and sorting prior to recycling process. The collected products will be shredded, and recyclable materials such as paper and metals are separated and sorted by type before being processed into raw materials.

We will continue to explore opportunity for a wider end-of-life product collection and recycling scheme and search for partner for cooperation on this matter, aiming to extend the post-consumer recycling programmes to the rest of our key markets.

Design for Quality

VTech is committed to designing and manufacturing products that meet the highest international and local health and safety standards. All VTech products follow robust specifications on banned and restricted substances. Our products, including TEL products and ELPs, sold in the US and Europe are RoHS 2.0 compliant, and our products sold in the US and Europe fully comply with REACH. We have implemented a stringent quality control system, from all materials, components, machines and equipment, operational techniques and methods to the final products assessment, to ensure that the use of all materials and manufacturing processes are compliant with both international and local standards and requirements.



During the year, there was no product recall as a result of health and safety issues and we have received 7 complaints related to product health and safety. They have been handled promptly and carefully by the legal, quality assurance, R&D and customer service teams, in order to resolve underlying issues and prevent safety incidents resulting from product usage. As product quality and safety is always our number one priority, VTech will continue to strengthen our manufacturing process, product specifications, quality assurance and management programmes throughout the whole product life cycle from the early stage of product design, to the manufacturing and after-sales services and warranties to ensure that our products are free from safety defects at the time of delivery.

VTech Quality Control System

Upholding the highest quality standards of our products, all VTech’s manufacturing facilities for TEL products, ELPs and CMS are certified with ISO 9001. VTech has implemented a comprehensive quality management system framework to set up quality assurance policies and procedures to address the product quality and reliability on a regular basis, as well as improve the work efficiency. By going through the incoming materials inspection, we could ensure all selected parts and components comply with required specifications, international and local standards before production, whereas the in-process quality audit could constantly improve our manufacturing process, production efficiency and consistency. Our outgoing quality assessment helps to verify the reliability and compatibility of our products, ensuring that our products meet the required specification and are free from defects at the time of delivery. We also build trust with our customers and ensure our products meet their expectations through our after-sales management.

All VTech products are fully covered by our warranty. We have set up different communication channels, such as call centres and social networking platform that can be accessed around the world, where customers can raise their concerns directly to us. We also work proactively on all reported cases in a timely manner by carrying out reviews, evaluations and investigations, followed by immediate corrective or preventive actions to satisfy our customers’ needs.

VTech Quality Laboratories

To improve the quality, durability and performance of our products, we have set up our in-house product quality and reliability validation laboratories (labs) at the manufacturing sites of our product lines. All our products must go through reliability tests during different design stages. The comprehensive tests provide data for our engineers to improve the quality and reliability during the stages of production, transportation, storage and throughout the intended product life cycle under a wide range of use conditions.



TEL Products Test Labs

Compliance Lab

- Signal Performance
- Alerting
- Transmission Characteristics
- Environmental Considerations
- Caller Identity (CID) Test
- Acoustic Test

Reliability Lab

- Salt Fog Test
- Autoclave Test
- Height Measurement
- Carton Vibration Test/ Carton Drop Test/ Carton Stacking Test
- Unpacked Drop Test
- Waterproof Test/ Surface Temperature/ Battery Life
- ESD Test/ Energy Star/ CEC
- Charge-contact life/ Keypad Life/ Coil Cord Life
- Silkscreen & Painting Abrasion Test

UL Safety Lab

- Stress Relief Test
- Drop Test
- Impact Test
- Over-voltage Test
- Hi-pot Test
- Steady Force Test

Environment Test Lab

- High Low Temperature Test
- High Low Storage Test
- Humidity Test
- Thermal Shock Test
- Temperature Cycle Test
- UV Test



EMC GTEM Chamber

ELPs Test Labs

Reliability Lab

- Wire Bending Test
- Keyboard Life Test
- Component Life Test
- Storage Test
- Operating Temperature
- ESD Test
- Transportation Test – Vibration Test
- Transportation Test – Carton Box Drop Test
- Sound Test
- Tension Test
- Torque Test
- Drop Test
- Compression Test

Chemical Lab

- Pb, Hg, Cr & Cd on Electronics Components
- Heavy metals (soluble & total contents) on Surface Coatings and Substrates
- Phthalates & Organostannic Compounds Test on Surface Coatings and Substrates
- Polycyclic Aromatic Hydrocarbons (PAHs) Test on Surface coatings and Substrates



Polycyclic Aromatic Hydrocarbons (PAHs) Test on Surface Coatings and Substrates

CMS Test Labs

Measurement & Reliability Lab

- Temperature Humidity Environmental Stress Test
- Thermal Shock Test
- Vibration Test
- Salt Spray Corrosion Test
- Abrasion Test
- Switch On-Off Cycling Test
- XRF Spectrum Analysis
- Melt Flow Index Analysis
- Automated 3D Dimension Measurement
- Height Measurement
- Optical Microscopy Analysis
- RCL Measurement
- IV Curve Analysis
- Signal Analysis
- Quartz Oscillator Test
- Color Spectrum Analysis
- X-Ray Imaging Analysis
- Wire Load Swing Test
- Speaker Test
- Burn in Test



Thermal Shock Chamber



Ongoing reliability test is also conducted during the mass production stage on a sampling basis to detect any anomalies or changes that may occur in the design, supply chain or production process that adversely changes field reliability performance of our products. The reliability lab of TEL products is designed based on the international requirements and standards, and our UL Safety Lab is the first telecommunication manufacturing facility to comply with UL 60950 in Guangdong. Our in-house physical and chemical laboratory of ELPs is a China National Accreditation Service (CNAS) certified laboratory for ASTM F963 & EN71-1 (specific test items) standards since 2011 and complies with ISO 17025 standards. Equipped with advanced testing instruments, our in-house chemical laboratory is also able to test specific chemicals such as heavy metals and phthalates. Samples of our VTech products are also sent to independent safety testing labs before they are brought to market to ensure that they meet the highest levels of international and local quality and safety standards.

Responsible Marketing and Labelling

VTech is committed to delivering high quality products to customers while upholding the highest legal and ethical standards for its marketing activities to protect the rights of its consumers. We adhere to all relevant laws and regulations on responsible marketing at all locations where we operate. We have a Responsible Marketing and Labelling Policy in place to ensure that the Group adheres to the applicable regulatory requirements on responsible marketing for the provision and communication of accurate and reliable marketing information about its products and services to its customers. It is our objective that all our marketing communications are lawful, decent, honest, truthful, transparent, free from exaggeration and not misleading. Marketing materials are thoroughly reviewed and approved by the marketing team to ensure they complied with relevant standards and regulations. VTech recognises the special nature of the child audience. We take extra care in marketing activities directed towards them to safeguard the rights of children and parents. All our marketing communications must be age-appropriate and inclusive, taking into account children's levels of experience, sophistication and maturity. We aim to enrich the play experience of children while protecting them from physical and mental harm. We work with trusted digital media partners

and websites to ensure advertising contents reach our customers via appropriate platforms.

For details of our Responsible Marketing and Labelling Policy, please refer to: sustainability.vtech.com/reports_policies

Customers' health and safety are important considerations in the design, manufacturing and marketing of our products. We provide and place clear and comprehensive labels on our products, packaging, and manuals that contain plain and accurate information. All efforts are made to ensure our product labelling complies with all relevant laws and regulations. The contents of the description, labels and all other communications on our products, packaging and marketing communications including but not limited to safety standards and warnings, quality, green labels, disposal and recycle instructions, and copyright logos undergo routine internal review conducted by the marketing and quality teams which when necessary, will be guided by the legal team for accuracy and compliance.

Design for People

Addressing our customers' needs is our primary responsibility in the stage of product design. We continuously use our technological expertise to help improve the health and safety of our customers, which is our number one objective. We have developed a series of baby monitors that help parents take care of their babies. Meanwhile, VTech continues to use its global leadership position in electronic learning products to develop high-quality and innovative educational products that inspire children's creativity through fun and smart play. In order to stay in harmony with the environment, we also incorporate the eco-design principles into our products and launch many eco-friendly products.

Products for Customers' Health and Safety

With increasing global awareness of people's health and lifestyle, VTech's product design team has applied innovative designs and functionality elements in developing products that could help customers live with ease and safety. We also work closely with different target customers including parents, seniors and children to design our products in order to address their needs for the enhancement of their well-being.

Smart Nursery Baby Monitor with Advanced Baby Care Features using AI technology

VTech's latest Smart Nursery Baby Monitor is an innovative and feature-rich device designed to provide parents a peace of mind with the enhanced monitoring capabilities. Powered by Advanced algorithms, this baby monitor offers a wide range of cutting-edge features. Camera is equipped with embedded artificial intelligence technology enabling unique safeguard functionalities such as Face Detection, Cry Detection, and Danger Zone Alert. With these proactive features, parents can quickly respond and make necessary adjustments to ensure their baby's comfort and safety. Additionally, all video recording footage and data are securely stored in the camera's built-in local memory, utilizing VTech's unparalleled security measures to protect customer privacy and personal information.





Products for Children's Learning and Development

VTech believes that children have their unique pace of learning mentally, emotionally and physically. Our ELPs are specially designed to grow with the children through these various stages of learning. Our ELPs guide children throughout the development stages of three key aspects (1) Language & Cognitive (2) Social & Emotional, and (3) Physical & Motor. We recognise that playing is important

for children to learn and develop. Young children could learn how to communicate easily through playing creatively with toys, games and anything they can get hold of. It is a very important channel to develop their language skills and express their feelings. Through creative play, children will also learn to recognise and empathise other people's feeling, to appreciate and respect other people. After consulting our educational expert panel, we have developed a wide range of electronic learning toys that are fun to play with and provide children with many important learning opportunities.

LeapFrog® Magic Adventures™ Telescope



LeapFrog® Magic Adventures™ Telescope is designed to ignite children's curiosity about space and foster a love for learning. Children get to embark on a cosmic journey with this real telescope, which can capture the night sky with up to 110x zoom. They can then record their discoveries with the built-in photo-saving function. The telescope also includes over 100 captivating videos and images taken by NASA and the European Space Agency, deepening their understanding of space and celestial bodies. With this telescope, children can also engage in adventure games and discover fascinating insights through the cosmic fact cards, expanding their knowledge and nurturing curiosity. This toy has received the STEAM (Science, Technology, Engineering, Art, and Math) Accreditation Stamp by the Toy Association™, and was named one of the best inventions of 2023 by the Time Magazine.

VTech Storytime With Sunny™

The VTech Storytime With Sunny™ is the ultimate interactive learning companion for preschool children. With over 300 engaging activities and four activity disks, featuring stories, songs, and games, children can listen, laugh, and learn while having a pleasant time. This innovative toy not only entertains but also teaches children important values, such as healthy habits and good manners. By incorporating the alarm and night-light function, children are gently reminded of their clean-up routine and bedtime, helping them develop a sense of responsibility and time management skills. This toy stimulates cognitive abilities, sparks creativity, and nurtures language development.





Eco-friendly Products

VTech products comply with the international and local environmental regulations and we have embedded the eco-design principles into our products. We continue to develop Digital Enhanced Cordless Telecommunication cordless phones with the Blue Angel eco-label, certifying that those models meet the German standards of low radiation. We have upgraded our power adaptor to the level VI standard with Energy Star eco-label in our US cordless phone products.



To ensure that our consumers are well informed of their choices of purchases, all related product specifications and information are clearly labelled on the gift boxes and could also be easily accessed through our social media channels, which assures the quality and environmental performance of our products.

Sustainable Supply Chain



A well-established Supply Chain Management System and a good procurement practice are crucial for our sustainable operations. Including the manufacturers of printed circuit boards (PCBs) and other electronic components, over 82% of our major suppliers are from the local industries in Mainland China. Logistics services providers form the bulk of the downstream suppliers. VTech's Supply Chain Management System monitors the quality of its suppliers as well as their environmental, social and ethical performance to ensure they have complied with our Supplier Code of Conduct and Conflict Mineral Policy. We are committed to managing our supply chain in a socially and environmentally responsible manner and sourcing from approved suppliers who meet VTech's CSR requirements.

Supplier Code of Conduct

To mitigate environmental and social risks, we have established the Supplier Code of Conduct in adherence to the requirements of the RBA Code of Conduct (the Code). The Code covers a wide range of sustainability topics such as labour rights, anti-slavery, health and safety, environment and business ethics etc. VTech requires all suppliers that provide goods and services related to its manufacturing process to align their practices with the standards set out in the Code, and put in place similar requirements for their own suppliers. The Code is reviewed regularly and amended when necessary to remain relevant and compliant with all relevant laws and regulations.

We strongly oppose and have no tolerance for child labour, modern slavery or human trafficking in our supply chain or in any part of our business. Our Modern Slavery and Transparency in Supply Chains Statement stipulates the suppliers' obligation to align with VTech's policies regarding human rights and labour rights according to International Labour Organisation Conventions on Labour Standards and the 10 UN Global Compact principles. Suppliers shall also take responsibility to minimise their environmental impact including but not limited to emissions, energy consumption, water and waste, through complying with relevant environmental laws and regulations and implementing effective environmental management systems.

For details of our Supplier Code of Conduct, please refer to sustainability.vtech.com/reports_policies

Procurement Policy

We recognise the potential CSR risks along the supply chain that may adversely affect our product quality and safety. Our procurement criteria is based not only upon price, quality, delivery capacity and reputation, but also integrity, social and environmental performance.

All new suppliers need to go through a comprehensive supplier audit to ensure they meet VTech's CSR and quality standards. Prior to placing any orders with any supplier, we engage with them to evaluate the risks they may pose to VTech and request them to provide supporting documents such as ISO 14001 and ISO 45001 certificates, as well as relevant environmental permits. Site visits may be conducted when necessary to ensure full compliance with our requirements. All information is reviewed by our procurement team before engaging the suppliers. All purchases made by the Company are handled by the procurement team in a fair, objective and professional manner. Inspections are carried out on incoming materials, especially for critical safety-related components and materials, to detect any non-compliance issues and implement corrective actions if needed.



VTech's CSR Requirements for Suppliers

Labour

- Freely Chosen Employment
- Child Labour Avoidance and the protection of Young Workers
- Working Hours
- Wages and Benefits
- Humane Treatment
- Non-Discrimination
- Freedom of Association and Collective Bargaining

Health and Safety

- Occupational Safety
- Emergency Preparedness
- Occupational Injury and Illness
- Industrial Hygiene
- Physically Demanding Work
- Machine Safeguarding
- Sanitation, Food and Housing
- Health and Safety Communication

Environmental

- Environmental Permits and Reporting
- Pollution Prevention, Resource Reduction and Biodiversity
- Hazardous Substances
- Solid Waste
- Air Emissions
- Materials Restrictions
- Water Management
- Energy Consumption and Greenhouse Gas Emissions

Ethical Standards

- Business Integrity
- No Improper Advantage
- Disclosure of Information
- Intellectual Property
- Fair Business, Advertising and Competition
- Protection of Identity
- Responsible Sourcing of Minerals
- Privacy
- Supply Chain Security

Management Systems

- Company commitment
- Management Accountability and Responsibility
- Legal and Customer Requirements
- Risk Assessment and Risk Management
- Improvement Objectives
- Training
- Communication
- Worker Feedback, Participation and Grievance
- Audits and Assessments
- Corrective Action Process
- Documentation and Records
- Supplier Responsibility

Supplier Risk Classification and Monitoring

We regularly monitor and evaluate suppliers' CSR performance according to their risks exposure. Suppliers are classified into three risk levels including low, medium and high, based on a set of criteria including procurement amount, industries with high risks of labour issues and environmental pollution, the locations of operations, as well as third-party certifications of relevant CSR management systems. All suppliers are required to sign the Supplier CSR Agreement, pledging to comply with our Supplier Code of Conduct and Conflict Minerals Policy. Such obligation is also stated in our standard purchasing agreement. Various measures are also implemented to mitigate the supplier's risks depending on our risk level assessment of the relevant suppliers, including submission of supplier CSR self-assessment and CSR audit. Our procurement teams assess the risk level of suppliers and closely monitor their performance periodically. We also identify and monitor CSR risks for critical Tier 2 suppliers through conducting audits.

Following the audit process, suppliers with any areas of non-compliance identified are required to propose corrective actions with an implementation schedule to eliminate the identified deficiencies. We follow up on the corrective actions

to ensure that the non-compliance areas have been improved and managed accordingly. VTech reserves the right to terminate business relationship with suppliers with major non-compliances with the Code that are not remedied within a timeframe. Reporting channel is also in place to encourage our stakeholders to report any suspected violations of the practices and conditions covered by the Code. In FY2024, we conducted CSR audits for 182 suppliers, which included all high-risk Tier 1 suppliers and critical Tier 2 suppliers.

Supplier Engagement

We believe that we can achieve a sustainable supply chain by building a long-term relationship with our suppliers based on mutual trust. We have developed a comprehensive supplier management programme to assist suppliers to meet our CSR requirements, including adopting a supplier scorecard system to assess their performance. We work closely with our suppliers to further improve the manufacturing energy efficiency and social aspect of our upstream suppliers. Trainings are provided to them as a continuous improvement process to facilitate their implementation of any corrective actions. VTech also collaborates with our suppliers to provide a safe, inclusive and sustainable workplace for their employees, and promote ethical sourcing practices with suppliers' commitment to VTech's Code of Conduct.



We invited suppliers to our annual CSR workshops, offering hands-on training and resources to suppliers and providing guidance for them to meet our CSR requirements and achieve continuous improvement in their sustainability performance. Through experience sharing, we encourage them to take action to enhance energy efficiency, reduce carbon footprint of the components used in our products, improve working conditions and protect human rights.



Collaboration with Suppliers For Waste Reduction

We have been collaborating with several suppliers to develop waste reduction plan since FY2021, including collecting and returning containers of Pledge® Furniture Care and polyamide to suppliers for recycling. To reduce the disposal of the flux and glue containers as a hazardous waste, we coordinated with suppliers to reuse the containers by adding inner bags to avoid contamination to the containers. To further promote circularity, we continued to work with suppliers to reduce packaging waste. We partnered with selected vendors to adopt returnable packaging, which includes carton, plastic or wooden boxes. These packaging materials could be used repeatedly by vendors to transport raw materials to our factories, reducing consumption of packaging materials. With this approach, we not only achieved cost savings in packaging but also maximised reuse and recyclability within the supply chain. We also required suppliers to use waterborne paint instead of oil painting for packaging labels to reduce VOCs emissions along the supply chain.

Conflict Minerals Policy

VTech recognises its responsibility to source materials in an ethical and sustainable way throughout its supply chain. This includes minimisation of the negative societal and environmental impacts of mining minerals in conflict-affected and high-risk areas (CAHRAs), including human rights infringements and environmental problems.

VTech does not directly procure minerals from mines, smelters or refiners. We expect suppliers not to procure products that contain tin, tantalum, tungsten, or gold (collectively “3TG”), cobalt and mica originated from CAHRAs, and if such procurement is unavoidable, the involved smelters and refiners shall be compliant under the Responsible Minerals Assurance Process (RMAP) or other relevant standards. We comply with the EU Conflict Minerals Regulations and US Dodd-Frank Wall Street Reform and Consumer Act of 2010. We identify and assess risks on the use of conflict minerals along the supply chain by conducting due diligence work set forth in the Organisation for Economic Co-operation and Development’s (OECD) Due Diligence Guidance for Responsible Supply Chains from CAHRAs (the Due Diligence Guidance).

Our Conflict Minerals Policy contains the details of our requirements. VTech actively monitor its suppliers to ensure they do not procure products that contain 3TG, cobalt and mica originated from CAHRAs. VTech requests its suppliers to warrant that all materials and goods supplied to VTech do not and shall not contain 3TG, cobalt or mica originated from CAHRAs, or in case of containing such materials, the relevant smelters and refiners are compliant under RMAP. We expect suppliers to make informed choice about responsibly sourced minerals in their supply chains by using RMAP’s third party assessment of smelter and refiner management systems and sourcing practices so as to enable them to source 3TG, cobalt and mica only from smelters and refiners which are validated as conformant.

We require suppliers to perform due diligence which aligns with the Due Diligence Guidance and the Conflict Minerals Reporting Template (CMRT). Our Sustainability Team works with relevant departments including Procurement, Legal & Compliance to closely monitor suppliers’ compliance status, and will request additional information and implementation of corrective actions if any risks are identified. Business relationship with suppliers may be discontinued if any violation against the policy is found. Suppliers shall apply the same requirements to their upstream suppliers to ensure alignment and traceability throughout the supply chain and back to the smelters and refiners.

For details of our Conflict Minerals Policy, please refer to sustainability.vtech.com/reports_policies



Sustainability Pillars Environment



VTech has developed “Climate Change Strategy” to assess and address the potential risks and opportunities arising from climate change. It also promotes a culture of innovation and incorporates sustainability concepts in its operation, including high performance production chain, green manufacturing and sustainable logistic practices.

Highlights

- Enriched climate disclosures with reference to IFRS S2 Climate-related Disclosures
- Absolute GHG emission in the assembly and plastic factories reduced by 21.9% and 17.9% respectively compared with FY2020
- Absolute water consumption reduced by 32.2% compared with FY2020
- Procured and generated about 3,390 MWh of renewable energy globally



As an environmentally conscious and sustainable company, we are committed to protecting the environment and easing the impacts of climate change to move towards a circular economy. Our culture of innovation also facilitates VTech to strengthen its operational excellence with innovative solutions in the factory operation to continuously improve its productivity, and incorporate sustainability aspects in the business operations. Recognising that climate change could create uncertainties in our business development, in our 5-year Sustainability Plan 2025, we have developed “Climate Change Strategy” to assess impact of climate change on our business operations, identify the associated risks and opportunities, and develop sustainability initiatives to address them. We operate our manufacturing processes and facilities in a manner that minimises the impacts to the environment, and ensure that our operations are compliant with all the relevant environmental, legal and statutory requirements.

We continuously review our environmental management approach and carbon reduction programmes in order to manage our GHG emissions in the supply chain and daily operations efficiently and effectively.

In order to ensure that our manufacturing operations are always following the best practices of the industry, we have developed a sustainable manufacturing process which includes the programmes on achieving a high performance production chain, and also established a green manufacturing practice across the facilities of all our three business units.

Through the adoption of the green logistics management approach, and choosing the most eco-friendly transportation mode for delivering our incoming materials from suppliers and outgoing products to our customers, we have reduced our Scope 3 GHG emissions along our supply chain.



Rainwater Harvesting System at VTech Factory



Circular Economy and Environmental Management



At VTech, we support a circular economy by designing products with minimum environmental impacts throughout the whole product life cycle. We strive to operate efficiently, reduce GHG emission, avoid waste generation, conserve natural resources and turn unavoidable waste into resources. All our existing manufacturing sites of our TEL products, ELPs and CMS are certified with the ISO 14001 standard for environmental management. We incorporate sustainability concepts into our production and product design without compromising the product quality and safety which are always our priority.

We have incorporated the 3Rs (Reduce, Reuse, and Recycle) principle into our manufacturing process, and established energy and resources management system to better utilise the resources in our manufacturing process, aiming to reduce the energy and water consumption, minimise the waste production and improve the reuse rate of resources.

VTech has continuously worked with government bodies to minimise the environmental impact of our production facilities. Our TEL products manufacturing site has been certified as the “Hong Kong – Guangdong Cleaner Production Excellent Partners” by the Hong Kong Productivity Council and Guangdong Provincial Government in recognition of our positive contribution to improving the air quality and local environment in FY2024 for nine consecutive years. It has also been recognised as the “Dongguan Environmentally Friendly Enterprise” by the Dongguan, Guangdong Province Environmental Protection Bureau in China in FY2023 for eight years. Moreover, our VOCs purification system was recognised as “Demonstration Project” under the Cleaner Production Partnership Programme of Hong Kong Productivity Council in FY2019. The Dongguan Economy & Information Technology Bureau launched an energy programme to encourage corporate and manufacturers to take the initiative of managing the energy consumptions. Our TEL products manufacturing site has also taken part in this programme since FY2015, along with the implementation of our energy saving and management projects. In return, our TEL production site was rewarded with credit for participation in this programme.

VTech Environmental Policy

The major environmental impacts from VTech’s operations relate to energy and water consumption, waste generation and logistics. We are committed to minimising the potential environmental impacts from our operations with the following principles:



Comply with all relevant environmental, legal and other statutory requirements



Integrate environmental objectives into our business decisions in a cost effective manner



Maintain an Environmental Management System in line with the requirements of ISO 14001



Require all staff to address environmental responsibilities within normal operating procedures



Quantify and monitor the significant environmental impacts of our activities, products and services and set specific targets for improvement where appropriate, and review these annually



Enhance awareness of environmental and resource efficiency issues amongst our customers, suppliers, staff and stakeholders through improvement projects and programmes in the respective areas

In order to meet the above requirement in a sustainable manner, VTech has functional teams comprising individuals from different product lines and departments across the organisation. Our environmental policy is reviewed annually to ensure that it is relevant and up to date.



Climate Change – Risks and Opportunities



Climate Change Strategy

The Paris Agreement adopted at the UN Climate Change Conference (COP21) in 2015 addressed the common standards and set ambitious goals for downsizing the global GHG emission amount to mitigate the environmental impacts caused by climate change. The Chinese government also announced its carbon pledge, aiming to achieve carbon neutrality before 2060.

VTech has major manufacturing sites located in Mainland China. As an environmentally conscious company, we are committed to contributing to GHG reduction and aligning our sustainable growth with the national and international climate change agenda. To this end, we have addressed the climate change challenges and developed our Climate Change Strategy to minimise the potential environmental impacts arising from our daily operation. We also gather relevant emissions data and maintain our GHG inventory to facilitate the setting of GHG reduction targets and tracking progress. As part of our strategy, we are dedicated to reducing our GHG emissions by minimising the energy consumption from our daily operation through our various energy and resources saving programmes. We have also been working closely with our suppliers and customers to reduce the GHG emissions through enhancing our environmentally friendly product designs, green logistic practices and carbon reduction programme.

VTech acknowledges that the extreme weather caused by climate change could affect our business in various ways. Our Climate Change Strategy is established to prepare for downside risks, maximise upside opportunities, and ensure our business strategies are not only following the longer term trajectory of climate change, but also sufficiently flexible to respond to the inevitable changes in the business environment. We also encourage our procurement team to explore eco-friendly materials and equipment. By choosing the right materials and equipment, we can ensure the product quality while further reducing the GHG emission generated through the manufacturing process. VTech continuously reviews our approach on climate change to enhance our resilience in response to the associated risks and opportunities.

The Environmental Protection Department of Guangdong Province has strengthened the VOCs emission standards for various manufacturing industries, regulating the local VOCs emissions and encouraging manufacturers to apply more environmental friendly materials throughout the manufacturing process, aiming to improve regional air quality. We have not only developed the waterborne paint to replace solvent-based paint, but also adopted overmolding and inkjet printing technologies in the printing process to reduce the VOCs emission generated during our manufacturing process. In addition, VOCs purification system with high VOCs elimination rate was installed in one of our production facilities.

VTech Carbon Management Approach

Supply Chain

- Work closely with our suppliers and require them to follow our CSR requirements
- Share our energy efficiency programmes with our suppliers and help them to reduce the environmental impacts from operations

Operations

- Disclose the total GHG emissions including Scope 1, 2 and 3 emissions
- Strive to reduce our GHG emission per production output
- Report our GHG information and progress in our Sustainability Report
- Review and update our climate change policies and projects annually

Customers

- Share GHG information with customers
- Optimise the energy efficiency in the use of our products
- Measure and reduce the carbon footprint of our key products in each generation

Communities

- Support local climate change policy of our sites of operation
- Update our Climate Change Strategy and carbon reduction programmes with reference to the international and local climate mitigation targets, plans, and adaptation initiatives

Climate-related Risks and Opportunities

The Task Force on Climate-related Financial Disclosure (TCFD) was established in 2015 to provide a voluntary reporting framework for companies to consistently report climate risk to investors. Recognising the importance of assessing the climate-related risks and opportunities for a company in combating climate change and supporting the transition to a low-carbon economy, since FY2020, VTech has disclosed climate-related initiatives using the TCFD's framework. In FY2024, VTech also enriched the content for the disclosures of its climate-related risks and opportunities with reference to the IFRS S2 Climate-related Disclosures standard published by the ISSB. A number of potential risks and opportunities have been identified and our RMSC performs close oversight of these potential risks to make sure they are monitored, measured, and mitigated appropriately. RMSC is also responsible to evaluate and determine the

nature and extent of the climate related risks involved in achieving the Group's strategic objectives.

We analysed our climate-related risks by adopting climate scenarios during the risk assessment process. Risks exposure level and likelihood of occurrence were evaluated under two scenarios selected with reference to the TCFD recommendations. The business-as-usual scenario was selected to assess the physical risks under high GHG emissions and limited climate action. The Paris-aligned scenario was selected to help in developing our climate strategy and actions in achieving the Paris ambition of limiting the temperature at well below 2°C above pre-industrial levels. The results are shown at the climate risk matrix with risk level indicated. We strive to integrate this analysis into the existing risk management mechanism and continue to evaluate our climate risks periodically in order to reflect the latest development of the Group and the industry as well as government policy changes.

	Business-as-usual Scenario	Paris-aligned Scenario
Model Referenced	IPCC Representative Concentration Pathway (RCP) 8.5	International Energy Agency's Sustainable Development Scenario (SDS)
Rationale	RCP 8.5 is selected to assess the impact of physical risks under a high-emissions scenario, consistent with a future with no policy changes to reduce emissions. This would enable evaluation of our adaptability to severe consequences of climate change.	SDS is selected to assess the impact of transition risks as we shift towards a low-carbon economy. This would enable our strategic planning in contributing to the Paris Agreement commitment.
Assumptions	Environmental regulations are implemented on a regional level. Technological development mainly based on fossil fuels and energy intensive processes. Global average temperature increases by around 4°C by 2100, with high frequency and intensity of extreme weather events. ⁶	All current net zero pledges are achieved in full, with extensive policy efforts and technological advancement to realise emissions reductions. Stringent environmental laws with international cooperation. Non-nuclear renewable energy being the main source of energy. The temperature rise could be limited to below 2°C by 2100. ⁷

Climate-related Risk Matrix



- Physical Risks**
 - 1 Extreme weather events
 - 2 Chronic heat waves
 - 3 Shortage of natural resources
 - 4 Rise of sea levels
- Transition Risks**
 - 5 Increased carbon pricing
 - 6 Tightened climate-related regulations
 - 7 Tightened emissions reporting obligations
 - 8 Exposure to litigation
 - 9 Shifts to low-carbon technology
 - 10 Increased procurement cost
 - 11 Changing customer behaviour
 - 12 Changing investor preference
 - 13 Stigmatization of sector
 - 14 Workforce management

⁶ We consider the assumptions and potential physical impact (including extreme weather, flooding, heat waves, sea level rise etc.) under the Business-as-usual scenario with reference to TCFD (2020) Guidance on Risk Management Integration and Disclosure.

⁷ We consider the assumptions and potential impact of transition risks (including shifts in energy mix, net-zero assumptions, clean technology development of the industry sector etc.) under the Paris-aligned scenario with reference to the International Energy Agency (IEA) World Energy Outlook 2021.



We have identified the climate change risks over the short- (0-1 year), medium- (1-5 years), and long-term (5+ years). While mitigation and adaptation measures are formulated in response to the various risks, some challenges brought by transition risks also present opportunities for us to align our strategies and action towards a positive change. We will continue to gear up and collaborate with suppliers and business partners to seize climate change opportunities through designing low carbon products and services through innovation, setting benchmark for the industry on climate action.

Climate-related Physical Risks

In medium term, physical risks include acute risk from extreme weather events such as flood, tropical cyclone and breaking out of natural disasters. While for long term, we anticipate chronic physical risk including water shortage, changes in precipitation pattern and extreme variability in weather patterns. Both medium-term and long-term acute and chronic physical risks affect VTech's operation which could lead to assets write-offs, increased insurance premiums and reduction in revenue from decreased production capacity and supply chain disruption. We mitigate physical risks through implementing and reviewing the Business Continuity Management (BCM) programme and other emergency measures to ensure adequate climate change resilience capacity.

Climate-related Transition Risks

Transition risks are also identified for moving towards a low-carbon, less polluting, greener economy. For VTech, the major transition risks are related to the shifts towards low-carbon technology which lead to increased expenditure in the long term. Procurement cost is expected to increase as we replace materials with sustainable alternatives. In the short term, we anticipate that the regulatory authorities will keep enhancing the emissions-reporting obligations which will increase our costs in meeting the new requirements. New regulatory requirements in relation to climate change on operation, product and service are expected to be released in the medium term. With the requirement for companies to bear the cost of GHG emission, such as carbon tax and GHG emissions trading scheme, we expect increases in operation costs in the long term.

Market risk in medium term has been identified as loss of market share due to changing customer preference towards sustainable products. A failure to address stakeholder concerns and their changing perceptions of an organisation's contribution to the transition to a low carbon economy can also damage our reputation.

These transition risks will lead to substantial cost increase, including operation cost, compliance cost and R&D expenditure, as well as decreased revenues arising from change in consumers' preference. We keep abreast of the regulatory changes and build internal capabilities to minimise the adverse impact of such risks on our business.

Climate-related Opportunities

The pressure stemming from climate risks also creates significant opportunities for VTech to align our strategies with the direction of climate change. To fully seize the opportunities and mitigate the climate-related risks, VTech has established the Sustainability Plan 2025 to use sustainable materials in our products, recycle our products in a responsible way, increase the use of renewable energy and reduce the natural resources consumption in our production process, and use more eco-friendly transportation modes in our supply chain management.

In short, medium and long term, we will continue to transform towards high performance production chain and collaborate with suppliers to maximise our resources efficiency and reduce our material used, electricity consumption and thus the manufacturing costs. Our green logistic practice will lead to efficient distribution processes, minimising the transportation distance and thus the GHG emissions. We will accelerate the launch of innovative green products to address consumer preference in the medium and long terms.

By switching to lower-emission or renewable sources of energy and investing in low-GHG emission technology in the long term, it could reduce our exposure to future fossil fuel price fluctuations. We aim to increase the use of renewable energy by 100% by FY2025 compared with FY2020.



	Risks Description	Potential Financial Impact	Timeframe	Impact Level ⁸	VTech's Response – Risks and Opportunities
Physical Risks					
Acute Risk	Extreme weather events	Production adversely affected due to facility damage and supply chain disruption, leading to decline in revenue. Additional expenditure on emergency response and insurance premiums, resulting in financial loss.	Mid-term	***	Risk Mitigation: The RMSC reviews the Business Continuity Management programme annually to ensure adequacy of contingency policy to protect employees and minimise loss under extreme weather events. Building capacity on climate resilience, including necessary financial resources, equipment and employee training.
Chronic Physical Risk	Chronic heat waves	Significant increase in air conditioning system power consumption in manufacturing sites due to temperature rise, leading to increase in operation cost	Long-term	**	Risk Mitigation: Adopt energy-saving air conditioning systems and promote efficient energy use at manufacturing sites. Closely monitor operation sites that are highly exposed to chronic physical risks and maintain effective emergency response mechanism. Integrate such risks into key business decisions such as adding new manufacturing sites.
	Shortage of natural resources	Local government power limiting measures or large-scale power outages affect production capacity and supply chain, which may result in reduced revenue.	Long-term	**	
	Rise of sea levels	Potentially lead to flooding in operation sites or those of our suppliers, resulting in increased capital costs from write-offs and early retirement of existing assets	Long-term	**	
Transition Risks					
Technology Risk	Shifts to low-carbon technology	Uncertain investment returns on transition low carbon solutions for products and manufacturing processes, leading to increase in production costs.	Long-term	***	Opportunities: Continue to explore opportunities on switching to lower emission or renewable energy sources. Transforming towards high automation and smart lean manufacturing model to further enhance energy efficiency and reduce resources consumption.
Policy and Legal Risk	Increased carbon pricing	Increased GHG emissions cost from carbon tax and GHG emissions trading scheme lead to potential passing on of suppliers' cost, such as surcharge from logistics partners. Production cost, product price and profit margins may be affected.	Long-term	*	Risk Adaptation: Keep abreast of the carbon tax implementation and emissions trading market development at the locations where we operate, and continue to develop and maintain our GHG inventory for future assessments.
	Tightened climate-related regulations	New climate-related regulatory requirements on emissions, product design, packaging materials and product labels, resulting in increased operation cost.	Mid-term	**	Risk Adaptation: Developing adaptive capability, including an improved organisational structure to handle updated policy and legal requirements.
	Tightened emissions-reporting obligations	More transparent emissions disclosure requirements result in higher compliance cost.	Short-term	*	Risk Adaptation: Continue to modify our data collection system according to relevant disclosure requirements.
	Exposure to litigation	Increase in compliance cost due to significant fines and penalties from environmental non-compliance imposed in jurisdictions where we operate.	Mid-term	*	Risk Adaptation: Keep abreast of the latest environmental laws and regulations through periodical reviews. Adjust internal policies when necessary to ensure compliance.

⁸ Impact level of climate risks: "****" denotes the highest impact level.



	Risks Description	Potential Financial Impact	Timeframe	Impact Level ⁸	VTech's Response – Risks and Opportunities
Market Risks	Increased procurement cost	Increase in production cost due to increased expenditure to replace materials with sustainable alternatives, affecting product price and revenue	Long-term	***	Risk Adaptation: Invest in R&D to develop alternative materials.
	Changing customer behaviour	Decline in product competitiveness and loss of market share if unable to meet customers' expectations and preferences on green products. Extra costs in obtaining eco-labels and green product certifications to satisfy market needs. Potential costs to purchase carbon credits and Renewable Energy Certificates as the carbon market further matures and is participated by industry actors such as retailers and peers.	Mid-term	**	Opportunities: Development and/or expansion of low GHG emission products and services through R&D and innovation and collaboration with suppliers. We will continue to replace fossil-based virgin plastics with sustainable materials such as recycled, reclaimed, recyclable, plant-based plastics, or FSC-certified wood, as well as using sustainable materials product packaging. Accelerating the innovation of green products will develop a better competitive position to address consumer preferences, which potentially open up new revenue sources. Risk Adaptation: Continue to develop and maintain our GHG inventory and ensure high-quality procurement of carbon credits when necessary.
Reputation Risks	Changing investor preference	Reputation damage if unable to meet stakeholder expectations on sustainability performance, leading to reduction in capital availability due to changing investor preferences	Mid-term	*	Opportunities: Develop a green branding as our long-term business strategy, supported by innovation and R&D. Strengthen sustainability reporting and communication with shareholders and stakeholders on our sustainability strategy.
	Stigmatization of sector	Decrease in revenue due to increased stakeholder concern and their changing perceptions of an organisation's contribution to the transition to a low carbon economy, leading to deteriorating image of the industry	Mid-term	*	
	Workforce management	Increase operational cost from employee attraction and retention as employees are more concerned with companies' environmental performances	Long-term	*	

Green Manufacturing



Energy and Resources Management

Our Resource Efficiency and Conservation Team (RECT) at each manufacturing site has been making significant achievements in monitoring the energy saving progress through the implementation of our resources saving projects. The RECT includes our production floor managers, equipment technicians and internal energy analysts. They ensure our resources are well utilised at the operational level by focusing on the following areas:

Plan and Monitor the Resources Saving Programmes

- Develop energy and resources saving projects

- Maintain the energy and resources monitoring system
- Perform energy and resources usage analysis

Improve Energy Efficiency in Production Chain

- Manufacturing resource planning
- Low energy production process

Enhance Production Efficiency of Machinery

- Assess the energy efficiency and utilisation rate of the machinery
- Continuously upgrade low efficiency machines

Improve the Reuse and Recycle Rates of Resources

- Promote internal reuse of materials
- Continuously improve the waste management programme



Energy Monitoring System

As part of our energy management measures, we continue to use the real-time monitoring system and small zone lighting & timer system to control, measure and monitor the energy consumption patterns on our production floors. By collecting the daily real-time data, we could then plan for a more detailed energy saving projects, as well as optimise our energy resources through different manufacturing processes.

Energy Patrol Team

The RECT has set up the energy patrol team which conducts weekly patrols throughout our manufacturing and dormitories areas, to identify any cases of energy waste. The result of the energy patrol is added as part of the Environment, Health and Safety (EHS) rewarding scheme so that all merit and demerit points recorded by the energy patrol team will affect the monthly EHS assessment. A monthly summary report will then be sent to the factory operations management and relevant RECT members. Corrective action plan will also

be prepared by RECT to address the identified weakness areas with EHS training workshops provided to the relevant employees for improvement.

This approach continues to make a significant contribution in our energy saving programmes. It not only prevents the excessive energy consumption, but also raises the awareness of preserving our valuable resources through employee engagement.

Energy Saving Programmes in Manufacturing Process

As VTech manufacturing facilities mainly consist of assembly and plastic injection plants, electricity is the major energy resource in our production process. Therefore, the majority of our energy saving projects focus on reducing our electricity consumption. We seek every opportunity to enhance energy efficiency among our manufacturing sites. This includes regular maintenance of facilities and ongoing retrofits of machinery and equipment.

On-going Energy Saving Measures

Building Energy Efficiency	<ul style="list-style-type: none"> Upgraded oil immersed transformers to more energy-efficient models. Applied thermal insulation foam on the glass windows to mitigate heat conduction, convection, and radiation into the assembly factories, which reduces electricity usage for air conditioning.
Chiller and Cooler System	<ul style="list-style-type: none"> Replaced our standard centrifugal chillers with magnetic bearing centrifugal chillers to reduce mechanical friction and energy loss. Adopted centralized air conditioning system and connect the cooling pipelines of multiple buildings, cooling production area separately while using fewer chiller units. Installed variable frequency power-saving systems in air conditioning and air compressor, which adjusts the speed automatically, reducing unnecessary energy usage.
Machinery Upgrade and Production Optimisation	<ul style="list-style-type: none"> Installed a heat recovery system to collect heat energy generated from air compressor operations. The recovered heat will then be used to boil water for the pre-skimming process after metal stamping. Installed new energy efficient vertical oven in our Surface Mount Technology (SMT) facilities that consumes less energy and requires less time working with full power. Upgraded the plastic moulding process by improving the insulation of heating plate and adopting new model of plastic moulding blowgun with better energy efficiency. Applied hydraulic servo control system in our plastic injection process to enhance energy efficiency compared with the conventional fixed-speed motors. Consolidated our production line by eliminating redundant spaces and optimizing manufacturing procedures.
Renewable Energy	<ul style="list-style-type: none"> In FY2024, three more solar panel installation projects have been completed on the roofs of the manufacturing sites, increasing our solar panel coverage area to around 28,000 m². Four of our oversea offices has switched to renewable energy providers for their electricity consumption. Procured and generated about 3,390 MWh of renewable energy globally in FY2024 with the above initiatives.

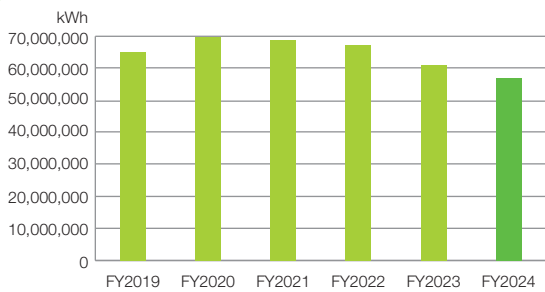


Energy Consumption and GHG Emission

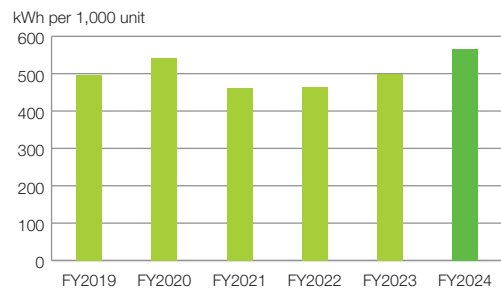
VTech's total electricity consumption per production output increased by 2.3% compared with FY2020. Our total energy consumption per production output in assembly and plastic factories increased by 4.1% and decreased by 3.2% respectively compared with FY2020. This was due to the reduction in production output during the year. We, however, maintained 18.6% and 19.3% reduction for absolute electricity consumption in assembly and plastic factories respectively compared with FY2020. We will continue to promote resources conservation programmes in the living and working areas of our factories, without compromising the provision of a comfortable and pleasant living environment for our employees.



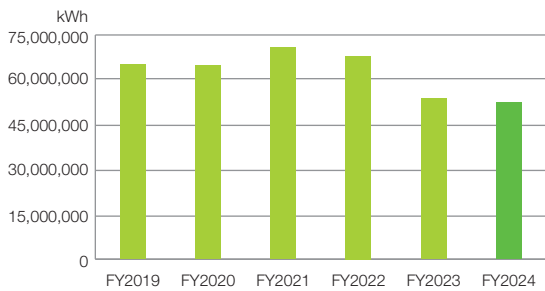
**Total Electricity Used
Assembly Factories**



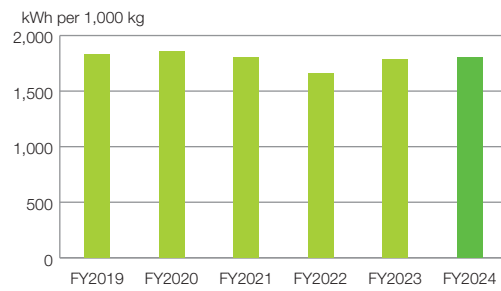
**Electricity Used per Production Output
Assembly Factories**



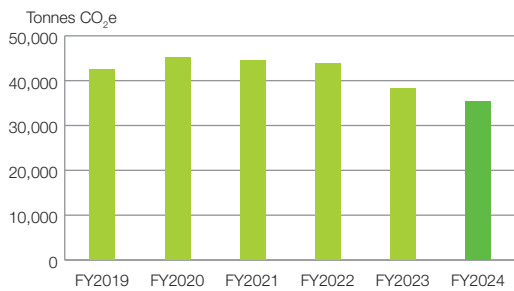
**Total Electricity Used
Plastic Factories**



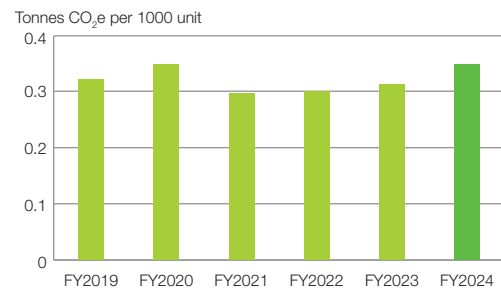
**Electricity Used per Production Output
Plastic Factories**



**Total GHG Emission
Assembly Factories**

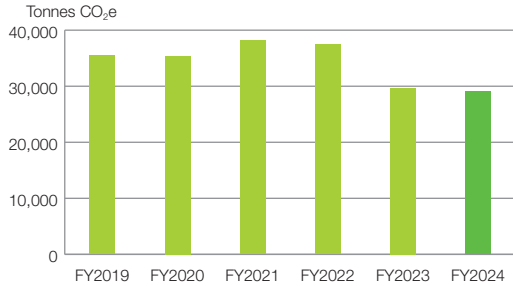


**GHG Emission per Production Output
Assembly Factories**

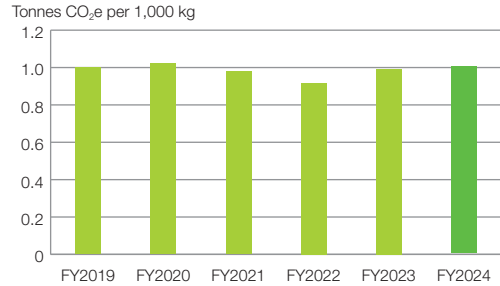




Total GHG Emission Plastic Factories



GHG Emission per Production Output Plastic Factories



The use of energy is the major contributor of both direct (Scope 1) and indirect (Scope 2) emissions in VTech. With the target of minimising the environmental impacts, our energy conservation programmes and activities have made a notable reduction in the energy consumption and thus the GHG emissions. Direct emissions (Scope 1) only account for 5.3% of our total GHG emissions in the manufacturing sites while the dominance of electricity (Scope 2) for GHG emission is more noticeable in our operations. As a result, most of our energy saving activities are focused on reducing electricity consumption.

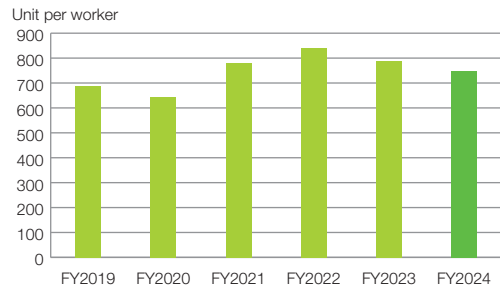
VTech’s GHG objectives and targets are set and tracked relative to a base year of FY2020. Our total Scope 1 and Scope 2 emissions were 69,519 tonnes of CO₂e with emission per production output increased by 2.4% against FY2020. The total Scope 1 and Scope 2 emissions per production output in our assembly and plastic factories decreased by 0.2% and 1.6% respectively compared with FY2020. The higher GHG emission per production output for assembly and plastic factories in FY2024 compared with FY2023 was mainly due to the reduction in production output, which offset the reduction in GHG emission between the two years. However, we recorded absolute GHG emission reduction by 21.9% and 17.9% respectively in the assembly and plastic factories.

High Performance Production Chain



VTech has developed a high performance production chain to maximise our resources efficiency and improve the productivity while maintaining a green manufacturing and logistics practice. VTech strives to operate its manufacturing processes and facilities in a manner that minimises the impacts to the environment, and ensure that our operations are compliant with all the relevant environmental, legal and regulatory requirements.

Production Output per Worker



Two key principles – “Produce for quality” and “Produce for efficiency” are the main drivers for our manufacturing process improvement. In FY2024, our production output per worker increased by 14.0% compared with FY2020. We have been implementing the low cost automation and lean manufacturing management to maximise our resources efficiency and improve our productivity without compromising the quality of our product, while aiming to reduce the potential environmental impacts throughout the manufacturing process.

Lean Manufacturing

In order to further improve our production efficiency and flexibility, our manufacturing team has been implementing our lean manufacturing principles. The idea of lean manufacturing is to add value at each production stage while reducing the handling time in each process and increasing the flexibility for production. It shortens the through-put time and minimises the idle time during the process.

Application of Pull System

We integrated our production management system with the application of pull system in some of our production lines. By utilizing a visualised Just-in-Time inventory management system, materials are purchased and managed based on customer orders and production schedule. This system reduces the amount of work-in-progress within the production line, prevents obsolete inventory and eliminates waste. It minimises lead time in manufacturing, reduces inventory costs, and enhances production efficiency.



Automatic Ultrasonic Cutting Machine

The automatic ultrasonic cutting machine was designed to accurately trim the gate of plastic parts using ultrasonic technology. Unlike manual process, this machine ensures precise cutting, thereby enhancing the quality and consistency of the trimming procedure. It improves the production efficiency by shortening the time required of this manufacturing process.

Transforming Towards Industry 4.0

Industry 4.0 is a paradigm shift that is transforming the manufacturing landscape. At our facility, we have implemented closed-loop control systems with minimal human intervention to achieve greater automation. Our Management Information System (MIS) integrates multiple operational modules and leverages the Internet of Things (IoT) to enable real-time data exchange and analysis. This enhances the decision-making process and facilitates automated execution, enabling swift resolution of production problems, accurate product inspection and error tracing, and optimized production capacity with reduced operational costs. The Manufacturing Execution System (MES) offers automated bug detection and debugging capabilities, ensuring the reliability of the entire production process while reducing the dependency on manual error detection. This feature minimises the likelihood of potential disruptions during manufacturing. Such advancements yield significant cost-saving opportunities and increase our flexibility to provide solutions to exceed customer expectations.

In FY2024, our i4 lab launched a new operation management system that integrates MIS and MES. The newly established ecosystem enables end-to-end data management for customers. It could also extract actionable insights from extensive operational data. These insights empowered us to optimize production efficiency, reduce costs, and make data-driven decisions for continuous improvement. As the system further develops, refines and expands, we are steadily progressing towards a digitally-enabled smart factory, elevating our innovative solutions to deliver an enhanced customer experience.

Low Cost Automation

VTech has dedicated its efforts to incorporate Low Cost Automation into the production chain. In order to fulfil the market demand, we have started to introduce our in-house-developed mechanical and electrical devices that are “fit for use” since FY2015. These devices have improved our production efficiency and consistency, as well as enhanced the flexibility of the manufacturing process. These include automatic solder dispensers, glue dispensers, screw fastening machines, auto box folding machines, robotic arm for assembly and automatic locator for positioning the components. They not only create less labour intensive working environment, but also make significant improvements in the quality of our products. We continued to phase out old machinery and increase the application scale of these in-house-developed devices to further optimise the manufacturing process.


Real-time Cloud Monitoring System

We continued to shift to the cloud monitoring from manual monitoring, to evaluate the conditions of our machineries. By adopting the Internet of Things (IoT) technologies, we promptly detect and receive alerts for any abnormalities through the notification system. It enables us to monitor the real-time data proactively, and eliminates the need of checking the machines across the manufacturing sites manually. This instantaneous monitoring system mitigates potential production and safety risks, facilitates swift responses to malfunctions, and significantly reduces time and costs associated with maintenance.

Wall Mount Bracket Assembly Automation

The automatic assembly machine was applied at the baby monitor production line to replace manual installation. This machine assembles the components of wall mount bracket, reducing the production time required for this repetitive process. It not only enhances production efficiency and accuracy but also generates substantial cost savings in terms of labour.

Lean Manufacturing and Low Cost Automation





Water



Clean water is a valuable resource, which VTech is committed to conserving. We only use water supplied from municipal sources and do not have any on-site wells or boreholes. None of our factories are operating in the water-stressed regions. The wastewater is mainly generated from employees' living activities. To prevent water pollution, VTech continuously reinforces wastewater treatment by strictly following ISO 14001 and local government requirements, carrying out measurements of required items, in order to meet the wastewater standards. To effectively implement our water conservation policy, we have been carrying out various water saving campaigns at dormitories and manufacturing sites.

To avoid water loss, we have upgraded our water infrastructures at our manufacturing sites. By installing the anti-sprinkler net and cooling fan control system, it has reduced water splashing out of the cooling tower. Maintenance and repair work for water pipelines are carried out regularly. Infrared sensor taps, water usage controller, low-flow shower heads and flow restrictors have been installed in order to avoid water wastage.

We adopted an automatic vegetable washing machine at one of our canteens. The machine adjusts water pressure to control the amount of water required and automatically filter the water for reuse, which saves freshwater consumption.

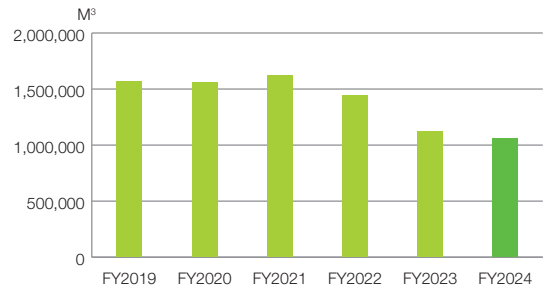
Reuse of rainwater and treated wastewater

We have put extensive effort into reusing rainwater, industrial wastewater, and greywater. Rainwater harvesting system has been in place to gather rainwater for greenery and flushing to reduce freshwater consumption. In one of the sites, the rainwater harvesting system was constructed with rain wells, pumps and pipe networks across the site, supplying water for greenery, cleaning and dormitory consumption.

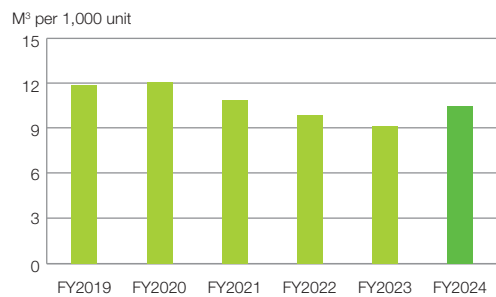
Since FY2014, we have installed a wastewater treatment system to purify the industrial wastewater for reusing. Greywater harvesting system has also been set up to collect water for cooling ovens at canteens. We reuse wastewater in different stages of the manufacturing process, including the cooling of air-conditioning facilities, water curtain spray booth for painting, and washing painting equipment at our metal factory. To facilitate water reuse for multiple purposes, we have increased the volume of rainwater and treated wastewater storage by adding more water tanks.

With the extensive effort in our water saving programmes, we reduced total water consumption per production output by 13.3% compared with FY2020. Going forward, we will continue to evaluate opportunities to improve water efficiency and management through various innovative water saving projects.

Total Water Consumption



Total Water Consumption per Production Output



Material, Waste and Recycling



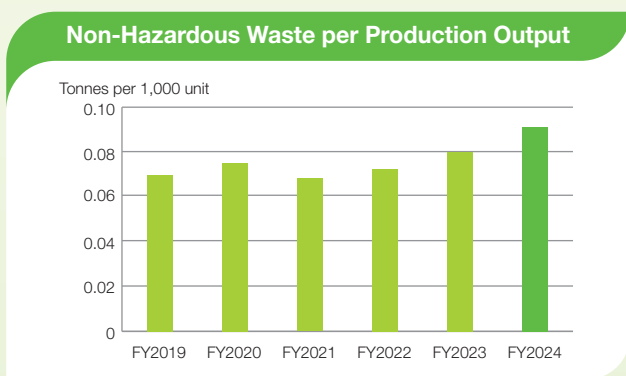
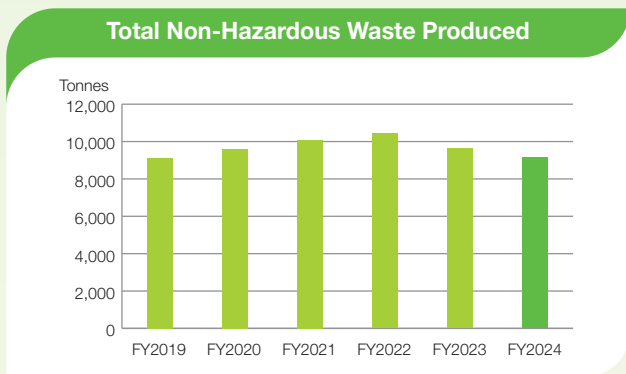
In support of the transition towards a circular economy, VTech operates the factories with maximum resources efficiency by minimising the materials used throughout the manufacturing process. By keeping track of the materials used, we implement source reduction such as downsizing the PCB rims and adopting compact design for packaging, which avoids waste and utilises recyclable and reusable materials.

Non-hazardous Waste Management

We embrace the 3Rs (Reduce, Reuse, and Recycle) principle for non-hazardous waste management to minimise direct disposal. On-going measures include increasing our internal reuse rate by replacing disposable cardboard boxes and dividers with durable plastic ones, reusing plastic bags and blisters as internal packaging materials. We reused construction waste for building the cargo platform extension and the roof insulation board at the rooftop of canteen, so as to divert construction wastes from landfill.



Recycling centres are established at all our manufacturing sites, where staff collect and compact recyclable materials, including cardboard, plastics and metals. Recyclable materials are recycled and reused internally at material recovery centres before being further handled by licenced recyclers. Concurrently, non-recyclable wastes are collected by municipal authorities. To build awareness and habits of waste reduction, an upcycling campaign was organised for employees to transform waste into decorations or useful gadgets. We also work closely with our suppliers by returning our plastic recyclables to suppliers for reuse. As a result, we could create a close-loop recycling system by increasing the use of recycled materials. We have achieved recycling rate of 79.6%. The higher non-hazardous waste per production output in FY2024 was mainly due to the reduction in production output. However, we maintained a 4.8% decrease in non-hazardous waste by weight compared to FY2020.



Reduction of Food Waste

We have continued to promote food waste reduction among our workers through supporting the nationwide “Clean Your Plate” Campaign. We have installed automatic rice serving machines in all CMS canteen. It allows staff to choose and serve the portion of rice they can finish, and thus prevent food waste.

Reduction of Plastic Waste

We have adopted recycled kraft paper and reusable rope as sustainable alternatives to replace plastic wrapping for our ELPs stored in the warehouse. We promote the Bring Your Own Container campaign at the canteen for takeaway, through posters and multimedia platforms. In all canteen of CMS, we began to replace plastic lunch boxes with biodegradable boxes to reduce plastic waste.

Hazardous Waste Management

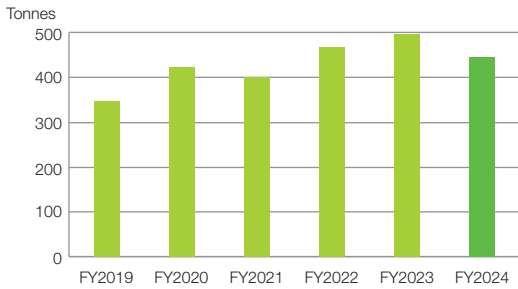
Our approach in Hazardous Waste Management Scheme is to reduce the environmental impact that is caused by the use of hazardous chemical and to deal with the hazardous substance responsibly by controlling the use of these chemicals and strictly following the Management of Solid Waste Disposal Ordinance released by the Central People’s Government of the People’s Republic of China (PRC Government).

The PRC Government has published the Management of Solid Waste Disposal Ordinance, where all hazardous waste is clearly defined under this ordinance with the reference to a list of hazardous substances and chemicals. To meet our stakeholders’ expectations and our environmental goals, it is critical to ensure that we have the highest degree of safety in treating our hazardous waste, as well as complying with the local industrial solid waste disposal legislation. We strive to achieve our goals by following the best practices:

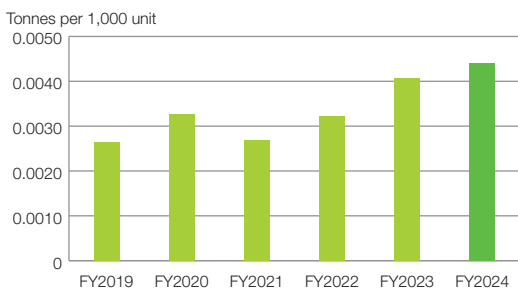
- Provide clear work instructions and personal protective equipment for employees at all times
- Ensure employees have attended the hazardous waste and chemical management training before getting on board
- Hazardous wastes are stored in rigid and articulated containers that are acid and solvent resistant. Hazardous wastes are also delivered in isolated truck and spark arrested solvent vehicle within the site
- Storage units for storing the hazardous wastes are specially constructed to prevent exposure, spillage, fire and explosion at isolated area within the site
- Hazardous wastes are categorised and stored in corresponding sections within the storage units
- Conduct hazardous waste and chemical spill drill every year
- Hazardous waste will be disposed of and handled by PRC Government authorised hazardous waste disposal companies
- Disposal of wastes with approvals granted by the Environmental Protection Division of local government



Hazardous Waste



Hazardous Waste per Production Output



In FY2024, hazardous wastes generated from our operations including deactivated carbon, PCB breakaway, waste chemicals and containers. Our total hazardous wastes per production output increased by 5.2% compared with FY2020. It was mainly due to the change of product mix with larger product size, leading to increase of PCB edges generated. Improvement plans on product design were implemented to minimise PCB edges. We will continue to minimise the generation of hazardous waste through reviewing our manufacturing process, upgrading our machinery and reducing the materials used in our products at the design stage.

Sustainable Logistics Practice



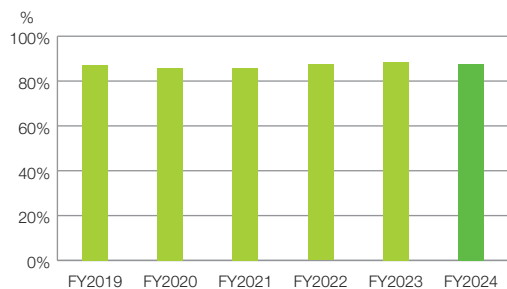
As most of our products are shipped to the major markets in North America and Europe, it is crucial for us to manage our shipping orders in an energy efficient manner so as to reduce the transportation costs and minimise the associated environmental impacts. We also work closely with our suppliers and customers to consolidate and combine the shipping orders for the incoming materials and outgoing products respectively, in order to reduce the frequency of shipments.

For our Continental European operations, our logistic hub in the Netherlands which is managed by our major logistic service provider also helps us to consolidate shipping volume and increase the filling rate of each truck for the delivery of goods within Europe. As for the transportation mode, sea shipment is always our primary option for long distance transportation compared to the air shipment. For the inland goods delivery, we are also increasing the use of rail freight as it is the most cost efficient mode of transport with less environmental impacts compared with shipment by truck.

In recent years, we have implemented the decentralised warehousing strategy to locate our distribution centres in the US and Australia. Originally the only distribution centre of ELPs in the US was located on West Coast, after relocating our distribution centres to both the East and West coasts, we are able to respond to customers demand more efficiently. As for Australia, we previously had only one distribution centre in Melbourne for ELPs. Three more distribution centres in Sydney, Brisbane and Perth were set up. Compared with the previous approach, this strategy has greatly enhanced our logistics efficiency. It not only reduces the time and distance for transporting our products to our customers but also saves a great deal of fuel consumption and thus GHG emission. In FY2021, we relocated the distribution centre in Canada from Vancouver to Toronto as it is closer to the distribution centres of our major distributors. A new distribution centre was established in Spain in FY2022. In FY2024, we have set up a new distribution centre in France to reduce both the time and distance for delivering products to our French customers.

Our logistics team has kept on using our cargo measuring software (CargoWiz) to optimise the loading capacity of each container. In FY2024, we reached an average of 87.4% of loading capacity.

Container Loading Capacity





Sustainability Pillars Our People

VTech cares for its employees and aims to provide a safe, inclusive and motivating working environment for its people. It also promotes a culture of integrity with human resources management policies in place to foster a caring atmosphere with mutual respect in the workplace.



Highlights

- Promoted inclusive workplace with Human Rights policies in place
- Number of participants in staff activities is more than 323,800
- Average training hours per employee increased by 23.9% compared with FY2020



VTech aims to provide a safe, inclusive and motivating workplace for our people, and to foster a caring community and promote a culture of integrity in our working environment. We care for our employees and recognise that having good staff relations and a motivated workforce play a vital role in the Company's efficient operations.

All our existing VTech assembly and plastic factories are certified with the Occupational Health and Safety Management System (ISO 45001). Our TEL and CMS

assembly factories are also certified with Social Accountability (SA 8000) certification and ELPs with Ethical Supply Chain Program compliance certification. These external verified certifications validate our compliance with local laws and high quality working conditions.

Our human resources management policy builds on our four key values – “Communication and Staff Relations”, “Advancement in Careers”, “Respect of Labour and Human Rights”, and “Environment for Our People” (CARE).

Communication and Staff Relations

- Enhance our good staff relations through various communication channels and staff activities

Respect of Labour and Human Rights

- Respect the labour and human rights of all our employees with clearly defined human resources management policies, and promote an inclusive culture throughout the company

Advancement in Careers

- Foster a continuous learning environment and encourage employees to develop and advance their careers in VTech

Environment for Our People

- Provide a safe, inclusive and motivating workplace for our employees, foster a caring community and promote a culture of integrity in our working environment

Communication and Staff Relations



To ensure the effectiveness of our workplace management system, we conduct employee satisfaction survey regularly and have cross functional teams and committees at different

manufacturing sites to determine goals and targets, discuss new projects, and review project progress on improvement of workplace and employees related issues based on the feedback from our employees.

Staff Communication

Open communications is an important element in achieving effective workplace management system.



We encourage employees to voice their opinions through various communication channels at all levels throughout the Company. We provide suggestion boxes, websites, staff-caring hotline, internal newsletters and communication meeting, where employees can express their concerns and suggestions freely.

Employee engagement surveys and meetings are also conducted in our manufacturing facilities on a regular basis to receive feedback from our employees. All information, opinions and suggestions gathered are followed up by our employee relations team.

Staff Relations

Written and verbal communication are not the only solution for building bridges. VTech believes staff relation could be further strengthened by their participations in staff activities. Our Staff Association continues to offer a variety of activities to the employees with different talents and interests, providing opportunities for them to relax, develop hobbies and bond with colleagues.

Well-being and Creative Activities

We implement health and wellness schemes through well planned initiatives. To encourage people to stay healthy and fit, we sponsored our employees to participate in various charity sports activities. These included the Hong Kong Streetathon 2023, Shatin Dragon Boat Race 2023, Oxfam Trailwalker 2023, Sowers Action Challenging 12 Hours Charity Marathon 2023 and the Standard Chartered Hong Kong Marathon 2024. With VTech's full support, 5 of our VTech runners achieved outstanding results at the Standard Chartered Hong Kong Marathon Corporate Challenge, including the champion in categories "Men's Marathon", "Women's Marathon", and "Men's Half Marathon"; 1st runner-up in "Women's Half Marathon" and 2nd runner-up in

"Women's 10KM". We also made donations to support local charities simultaneously while supporting our colleagues to participate in abovementioned charity sports activities. VTech was awarded the "Highest Donation Award" in the Standard Chartered Hong Kong Marathon 2024 Corporate Challenge and the "Bronze Sponsor" in the Sowers Action Challenging 12 Hours Charity Marathon 2023. We also made donation to Oxfam Trailwalker 2023 in support of our employees who participated the race.

We invited a senior nutritionist to give a health talk on low cholesterol and low fat diet. Through the talk, participants gained knowledge in preparing low cholesterol and low fat meals and tips to identify and avoid unhealthy food. We continued our partnership with the Hong Kong Society for the Blind to organise the Health Massage Day. The event not only boosted employee wellbeing, but also promoted an inclusive society by inviting the visually-impaired masseurs to provide massage services for our colleagues.

We also organised a variety of mental wellness activities in FY2024 to relieve stress from work and create a pleasant workspace. A certified trainer of stress management was invited to organise a Pastel Nagomi Art workshop. Through painting a free flow drawing with powdered pastels and fingertips, employees were able to sooth emotions, restore confidence and relax. The DIY Scented Candle Lamp Workshop is led by a qualified and experienced instructor to guide participants to craft their unique scented candle lamps. These lamps diffuse an aromatic ambiance and serve as beautiful decorations.

The number of participants in our staff activities was over 323,800 in FY2024.

VTech Staff Activities and Sport Events





Supporting Staff to Participate in Overseas Sports Competitions

We support employees to develop their own interest and chase their aspirations. Aqua Tsang, from our Accounting Department, has always been pursuing her lifelong dream of running worldwide and competing on an international stage. In September 2023, VTech was delighted to sponsor her participation at one of the most competitive trail ultramarathon race in the world – Ultra Trail Du Mont-Blanc (UTMB-CCC-103K) held in Courmayeur, Italy. With VTech’s backup, Aqua could fully focus on her training and achieve yet another milestone as a runner.



Advancement in Careers



The Training and Development (T&D) team of the Human Resources Department at VTech encourages our employees to develop and advance their careers in our Company. We actively promote continuous learning, a culture of integrity and develop a wide range of training programmes for our employees to instill and reinforce the Group’s values of acting lawfully, ethically and responsibly.

The T&D team continues to review and identify the training needs of our staff through feedback from annual staff appraisal exercise, evaluate the content and result of training courses and develop training programmes that are not limited to meeting VTech business needs, but also enhancing individuals’ knowledge and soft skills.

In FY2024, we organised a series of interactive workshops on essential skill sets including project management, effective communication and influencing skills. The workshops were delivered by qualified and experienced trainers who introduced a variety of practical tools, such as tools for project planning, soft skills in project management, methods to effective expression as well as listening and echoing techniques. Through exercises, case studies and experience sharing during the workshop, participants were encouraged to apply the skills at work to enhance their communication, performance and productivity. We also provided a variety of training programs in our Mainland China office, include promoting moral values, stress management as well as effective communication in the workplace.

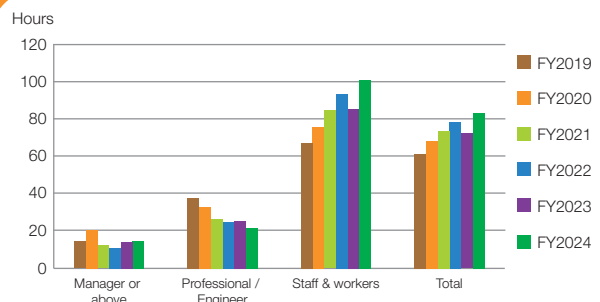
eLearning Platform

In FY2024, we continued to embrace the benefits of digitalization and launch new online training modules covering

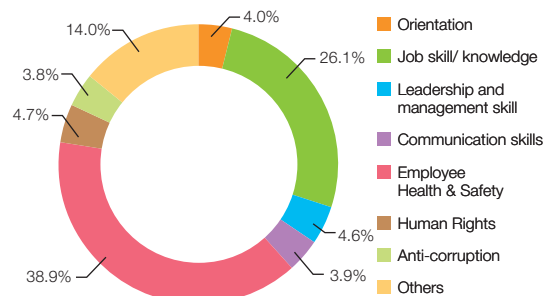
various topics, including impactful presentation skills, so as to enhance staff efficiency, knowledge and skills. Self-assessment quizzes are also provided for employees after reviewing the online learning materials.

We also subsidise external professional courses for employees, and ensure that the development opportunities are equally open to staff at all levels. We have continuously adopted the succession plan in manufacturing sites, which allows us to explore the potential talents and provides opportunities to our employees to attend specific management courses and learn valuable technical and management skills from various departments and teams. These training programmes ensure that our future leaders are well prepared to take up the leadership roles in supporting the continuous growth of the Company.

FY2024 Average Training Hours by Grade



FY2024 Training Hours by Type





Respect of Labour and Human Rights



Our Commitment

Respect and protection of human rights are the fundamental values of VTech and at the heart of our culture of integrity. VTech has a Human Rights Policy with risk management programme in place for the Group to protect and safeguard the human rights of its stakeholders including its employees, customers, suppliers and the local communities in which it operates. It supports the internationally-recognised human rights principles laid out in the International Bills of Human Rights and the International Labour Organization’s Declaration on Fundamental Principles and Rights at Work. Our policies and operation are set up and structured with due consideration of the Ten Principles of the UN Global Compact, the UN’s Guiding Principles on Business and Human Rights, the OECD’s Guidelines for Multinational Enterprises, the RBA Code of Conduct, which are widely observed in global supply chains, and other relevant international standards.

Our human rights policy reaffirms our stance on upholding the fundamental human rights across our operations and our determination in eradicating any unethical practices from our business. We are committed to protect the rights of our stakeholders including employees, suppliers and customers. We respect the rights of all our employees and at the same time, we expect them to meet and maintain high standards of integrity, honesty and behaviour. Expectations to uphold human rights and comply with ethical business practices are set out in VTech’s Code of Conduct and internal human resources management policies.

For details of our Human Rights Policy, please refer to: sustainability.vtech.com/reports_policies

Governance and Risk Assessment

The RMSC reviews and monitors the risk management and internal control systems of the Group. The RMSC supported by the Sustainability team is tasked to assess the effectiveness of the policies and risk management programmes in addressing the risks of human rights in VTech’s operation and supply chains. Multiple departments within VTech are responsible for implementing the policies and procedures to address risks and impacts related to human rights protection as well as supporting the Group’s and Stakeholders’ overall adherence to the human rights policy.

VTech seeks to avoid causing or contributing to adverse human rights impacts through its own activities and is dedicated to addressing such impacts, if they do occur, in a timely and appropriate manner. We make efforts to prevent or mitigate adverse human rights impacts that are directly related to our operations, products and services through our business relationships. We use an on-going due diligence process to identify, assess, prevent and mitigate potential and actual human rights risks across our businesses and value chain. We conduct human rights risks assessment regularly that covers our major operations including local and overseas manufacturing sites and offices. To minimise negative human rights impacts, we implement risk prevention and mitigation measures according to the risk severity and likelihood identified in the relevant focus area. Such measures are tracked, evaluated and improved when necessary to ensure effectiveness. Progress and results of the due diligence are reported and reviewed by the RMSC from time to time. The table on pages 58-59 presents employee-related human rights risks identified with impact on our employees. For supplier-related human rights risks mitigation measures, please refer to “Sustainable Supply Chain” section of this report. For customer-related human rights risks mitigation measures, please refer to “Business Ethics – Privacy and Data Protection” and “Product Innovation – Responsible Marketing and Labelling” section of this report.

Grievance Mechanisms, Remedy and Engagement

VTech maintains a Whistleblowing Policy to facilitate the report of matters of serious concern by employees and third parties, in confidence and with anonymity, without the fear of any recrimination or victimisation. Multiple communication channels are provided to all parties interested in reporting suspected violations of this Policy. Grievance reports can be submitted through the communication channels stated in the Whistleblowing Policy.

We have established procedures to determine the appropriate mode of investigation and implement any subsequent corrective actions. We will take prompt and necessary steps to mitigate adverse impacts and make appropriate remedies available to the affected stakeholders based on the issues and circumstances identified in our investigation.

Sufficient organisational awareness on human rights is promulgated across the Group, the human rights policy and other related internal policies and procedures are communicated to employees via internal Bulletin Board and trainings. Over 77,000 hours of human-rights-related training were provided to staff during the year. Employee interviews and surveys were also conducted on a regular basis. We seek to engage and collaborate with our stakeholders to prevent, mitigate and address adverse impacts on human rights.



Human Rights Topics	Policies	Risk Mitigation Measures
<p>Freely Chosen Employment</p>	<p>We strongly oppose and have no tolerance for all forms of forced, bonded (including debt bondage) or indentured labour, involuntary or exploitative prison labour, modern slavery or human trafficking. These practices are completely unacceptable to VTech. We are devoted to combating modern slavery and human trafficking, and committed to respecting and treating our employees with dignity. We ensure that the terms of employment are voluntary. Our employees work at VTech of their own free will and are free to leave the Company upon reasonable notice under the related internal regulations. We do not require employees to make deposits or hand over passports as a condition of employment, and work permits are only required if it is so prescribed by the applicable law. We do not accept any physical punishment for employee's wrongdoing.</p>	<p>Employees have the freedom to leave the Company upon reasonable notice under the relevant regulations. We do not require employees to make deposits or hand over passports as a condition of employment, and work permits are only required if it is so prescribed by the applicable law. We do not accept any physical punishment for employee's wrongdoing.</p>
<p>Child Labour</p>	<p>We do not use child labour. We comply with all appropriate local and international regulations in relation to the restrictions on the employment of child labour.</p>	<p>We ensure our employees are over minimum working age by conducting identity checks in recruitment process. Suspected cases of child labour will be handled in accordance to local regulations, with an aim to protect the rights of the child concerned.</p>
<p>Freedom of Association</p>	<p>We respect our employees' freedom of association and the right to join any organisations or professional bodies of their own choices. Since the labour regulations for some of the places that we operate are not fully established, collective bargaining for staff working at those locations could not be comprehensively attained. However, we strive to engage with our employees and understand their needs through multiple communication channels to create direct dialogues with our employees.</p>	<p>We engage with employees regularly, creating direct dialogs to understand their needs through multiple communication channels, including suggestion box, hotline, websites, internal newsletters and communication meetings.</p>
<p>Benefits and Wages</p>	<p>The remuneration and benefits for all employees comply with or exceed the minimum legal requirements of the country where employees are employed. We do not make any deductions from wages as a disciplinary measure.</p>	<p>Comprehensive assessments are performed to offer fair, equitable and competitive compensation in line with local market expectations. Pay slips are provided to employees for every pay period to show the basis on which they are paid. We do not make any deductions from wages as disciplinary measure.</p>
<p>Overtime</p>	<p>Overtime is voluntary and employees are compensated for overtime in accordance with local laws.</p>	<p>We maintain and provide work time records of employees. Adequate rest time is also provided.</p>



Human Rights Topics	Policies	Risk Mitigation Measures
Health and Safety	We are committed to providing a healthy, clean and safe workplace for employees, contractors, visitors and the community. We comply with applicable health and safety regulations and standards. We strive to maintain healthy and safe working conditions and manage safety risks via comprehensive occupational health and safety management system.	Proactive hazard identification, risk assessment and control measures are implemented to reduce existing and potential health and safety risks. Comprehensive training programme is provided to build a safety culture at the manufacturing sites. Investigations are carried out to analyse the cause of accidents to prevent reoccurrence.
Equal Opportunity and Non- Discrimination	Our hiring, compensation, training, promotion, termination and retirement policies and practices do not discriminate on the grounds of age, sex, marital status, race, religion, disability or any other non-job related factors. Remuneration is determined with reference to performance, qualifications and experience.	We continue to maintain the percentage of women in management positions and provide training on equal opportunity. We also promote diversity and inclusion in the workplace.
Harassment and Abuse	We do not tolerate any physical, sexual, psychological or verbal harassment or abuse towards our employees.	Grievance mechanism is in place for employees to raise their concern on unethical behaviour.

Workplace Diversity

With our dedicated efforts on promoting diversity and inclusiveness in our workplace, we were awarded the Equal Opportunity Employer Gold Award by Equal Opportunities Commission under the Equal Opportunity Employer Recognition Scheme. We were also the Signatory of The Racial Diversity & Inclusion Charter for Employers, and were recognised as the Mental Health Friendly Supreme Organisation by Department of Health. We also received the Inclusive Organisation Logo under Talent-Wise Employment Charter and Inclusive Organisations Recognition Scheme, as well as the Partner Employer Award by The Hong Kong General Chamber of Small and Medium Business.

Our US office has developed and implemented policies to build a more diverse and inclusive workplace. During the recruitment process, personal information is redacted from resumes to eliminate unconscious bias. Flexible holiday policies are offered for colleagues to celebrate occasions that are most meaningful to them. Paid volunteer time encourages employees to help in underserved communities. Paid parental leave is inclusive of all family types.

Gender Diversity

VTech believes a diverse and inclusive workforce makes us and the society stronger and more harmonious. Aligning with SDG 5 Gender Equality, we are committed to promoting greater work opportunities for women. We recognise the working contributions of women. In addition to the gender diversity in its Board of Directors, VTech's global workforce consisted of 42% women, with 27% of management positions held by women. We aim to progressively increase the level of women workforce participation and build a more gender-balanced organisation.

To achieve this goal, we have organised child care courses and provided nursery facilities in our manufacturing sites to better support the working mothers in VTech. We create a breastfeeding friendly workplace by offering one hour lactation break per day for pregnant employees. Breastfeeding room is provided with appropriate facilities. We have launched an online platform for our women employees to share videos about their interests such as dancing, cooking or working out. It provides a communication channel for them to educate and inspire each other.

VTech has engaged with Women in Toys to champion the advancement of women through leadership, networking and educational opportunities. Our France office supports the creation of Women in Toys France. Our employees have participated as the Board of Directors and members of the network. Employees are allowed to go to the various events during the office hours and are reimbursed with the annual subscription.



Racial Diversity and Inclusion

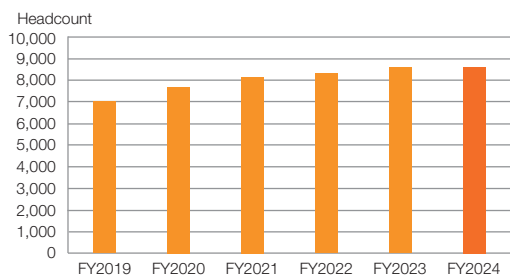
Creating a culture in which colleagues from different backgrounds feel inclusive could result in better staff engagement and retention. A diverse workforce could also bring different viewpoints and perspectives to the company. In FY2024, we continued to provide online training on Racial Diversity and Inclusion, which was part of our Onboarding eLearning Program. The training content included an introduction of the ethnic minorities in Hong Kong and a discussion on how to break through racial barriers to create a cultural friendly working environment. Through the training, participants understand how the unconscious bias and micro-behaviours may affect their interpersonal relationships and learn to respect each other's differences.

VTech is committed to embracing an equal and supportive working environment for our employees. In VTech, 99.8% of our employees have been recruited by the Company with full time employment contracts. We also conduct annual performance appraisals with transparent performance evaluation system for all employees to assess their performance and communicate the results with them. The appraisal is used as a reference for rewarding our staff accordingly.

In addition, VTech celebrates and shows appreciation of the employee contribution by presenting long service awards to our employees who have completed five years of services. Awards will also be made for each subsequent five-year period of services. In FY2024, 8,586 staff have worked at VTech for more than five years, increase of 12% compared with FY2020. The Company also presents "Distinguished Staff Award" and "Distinguished Team Award" for recognition of the outstanding performances and accomplishment achieved by our employees and teams.



Year of Service Longer than 5 Years



Environment for Our People



We are committed to not only upholding our responsibilities to put occupational health and safety as our top priority, but also committed to protecting our contractors, customers and the general public against health and safety risks. All our existing VTech assembly and plastic factories are certified with the Occupational Health and Safety Management System (ISO 45001). The system comprises a proactive hazard identification and risk assessment, as well as comprehensive control measures for continual improvement on organisational health and safety. In order to further reduce existing and potential risks in our operations, our EHS teams at all our manufacturing sites have conducted regular health and incident investigations to analyse any potential causes or impacts of workplace hazards, as well as monitored our safety practices among the functional teams.

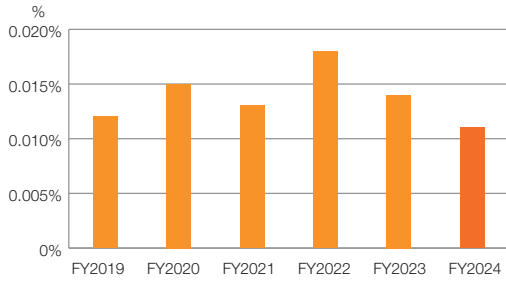
In order to foster and nurture a positive company culture of health and safety, our EHS teams at manufacturing sites have established a comprehensive and intensive training programme to increase the awareness of workplace safety. This programme includes compulsory regular fire drills practices, occupational injury prevention training, fall prevention training, electrical safety training, workplace safety training and tests such as chemical usage, machinery safety and forklift operation.

Our EHS teams are also responsible for building effective and open two-way communication channels for our staff to report work-related hazards and share constructive feedback so that staff are involved and consulted in the health and safety policy establishment.

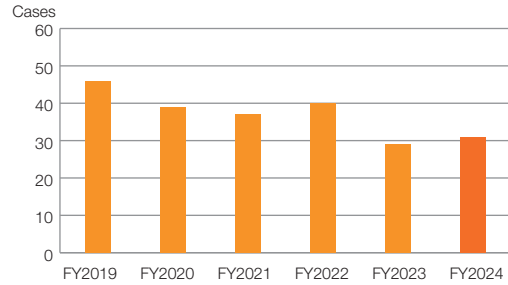
In FY2024, our overall average health and safety training hours per employee increased by 75.6% compared with FY2020. In FY2024, our lost hour rate per working hour was 0.011% and we did not have any work-related fatality case. We will continue to provide various health and safety training courses to our employees especially in our manufacturing sites to enhance their awareness and knowledge of occupational health and safety at the workplace.



Lost Hour Rate *



No. of Injury Cases



* Lost hours is the total working hours that workers cannot attend work due to injuries occurred inside factory area (including manufacturing facilities, canteens and living areas)

Lost hour rate is calculated as total number of lost hours divided by total working hours

Health and Safety Measures and Training

To effectively improve our EHS practices and prevent accidents, the EHS teams review the work-related injuries and investigate the root cause of the incidents. Corrective actions are proposed and implemented by responsible person, and monitored periodically by the EHS teams.

In FY2024, safety measures implemented included installing additional safety caution floor markings and protective fences at the edge of staircases to enhance workers' safety awareness. We have continued to implement EHS safety assessment for newly purchased equipment. New equipment has to pass internal assessments on site safety, equipment safety, occupational safety and health, and environmental pollution. Safety hazards that cause potential harm to our staff, property and processes are identified and mitigated prior to work. To prevent safety incidents, we ensure standard operation procedures are strictly followed, adequate personal protective equipment and specific pre-job safety training are provided to workers. Warning labels are displayed in appropriate areas visible to workers. We have enhanced the fire safety system by upgrading the fire water tank system to cloud-based monitoring. Water level, water pressure in fire water tanks and status of water pumps are all connected to the cloud. This has enabled abnormalities in the fire water tank system to be spotted and remedied immediately.

Workers direct involvement is crucial in building a safety culture. To prevent injuries during staff activities, we affixed safety reminders at our factory's sports facilities to remind workers to put safety first. Apart from online training programmes provided at our eLearning platform, we closely engaged our employees on health and safety by organising safety campaigns at our sites in FY2024. In Mainland China, we organised a forklift safety technique competition to enhance forklift drivers' safety awareness and driving habits. The competition consisted of obstacle avoidance challenge and precision loading and offloading. In Malaysia, we continued to promote the safety campaign by placing safety suggestion boxes at the site to encourage workers to make recommendations for improving safety conditions, holding safety short video competitions and exhibitions in which workers took the lead in promoting safety culture to their colleagues with their creative videos and posters. Safety announcements were made regularly via the centralised broadcast system and communication applications, to keep delivering the latest safety information. In Mexico, colleagues participated in earthquake simulations to raise safety awareness in case of emergency.





Continuous Improvement in Living Area

The majority of employees in our China manufacturing facilities are from different provinces of the country. We recognise that to make them feel at home, and have a sense of belonging while they are living in our dormitories are very important for our people. We continue to maintain a supportive, caring and healthy living environment for our employees. We make improvements in their quality of life at the manufacturing sites by providing adequate accommodations, tasty, nutritious food and seasonal cuisines at the canteens, adequate medical facilities and a wide range of leisure and recreational facilities. The CMS R&D Centre was expanded and the New Product Introduction Centre was

renovated with CSR ideas in FY2021. The CMS Resource Centre in Malaysia was newly built in FY2024 to provide staff with a modern style of working environment, including a comfortable pantry for staff to take a rest and enjoy their lunch. In FY2024, dormitories in our TEL and CMS factories in China and Malaysia were refurbished to provide better living environment. Badminton courts in the CMS factory, gymnasium cum snooker area in the TEL factory were renovated to offer employees a better leisure experience. To continuously promote a green living style, we continue to expand green spaces in their living area; we set up greenery roofs to utilise the empty space, which cool the building, and offer enjoyable space for staff to gather during leisure time, plant vegetables and sharing the harvest with the team.



Living Environment for Employees



Sustainability Pillars Society

VTech uses its expertise and resources to support the communities in which it operates, focusing on supporting people in need, collaborating with local charities, providing training opportunities for young people, nourishing an innovative environment and developing a healthy and green community. It also promotes a culture of accountability throughout the Company for the communities.



Highlights

- Continued collaboration with Save the Children in organising various charitable events worldwide
- Organised the VTech Innovation & Sustainability Award in collaboration with the City University of Hong Kong and the Chinese University of Hong Kong
- Continued that arrange VTech Scholarship Programmes to cover five universities in Hong Kong
- Continued to organise the annual VTech Global Green Day in FY2024



As a responsible corporate citizen, VTech uses its expertise and resources to support the communities in which it operates in various ways. VTech continues to focus on the following areas for our social programmes.

 <p>Support People in Need</p> <p>Provide helping hands for people</p>	 <p>Collaborate with Local Charities</p> <p>Support local charitable events and the general corporate philanthropy</p>	 <p>Provide Training Opportunities for Young People</p> <p>Attract the best talents to VTech and provide training opportunities for young people</p>	 <p>Nourish an Innovative Environment</p> <p>Sponsor and support the breakthroughs in communications and technologies</p>	 <p>Develop a Healthy and Green Community</p> <p>Foster a healthy and green living environment in the community</p>
--	--	--	---	---

Support People in Need



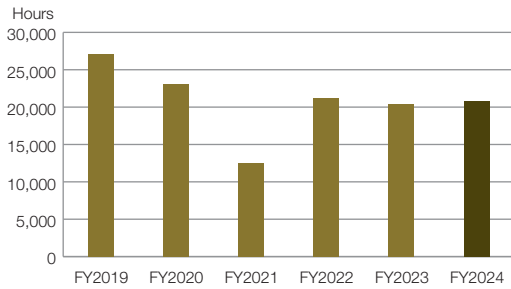
Since the establishment of VTech's voluntary teams in different manufacturing sites and global offices, we have participated in various voluntary events, and created a strong social network to assist and support the people in need. We also encourage our employees and their families to participate in our volunteering activities, bringing positive impact to the families and society.

Our Mainland China and Hong Kong voluntary teams frequently participate in various types of voluntary services including

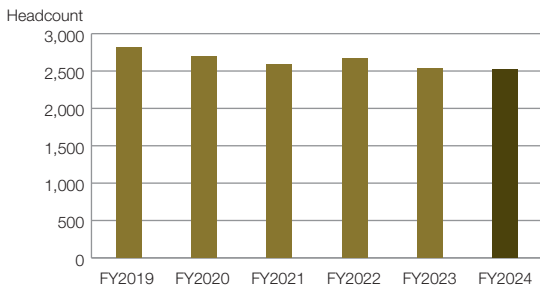
visiting elderly homes and children hospitals, and assisting crowd control at community events. In FY2024, we recruited 2,523 volunteers and contributed over 20,800 hours in volunteering activities. Besides being recognised as the "Heart to Heart Company" by the Hong Kong Federation of Youth Groups, VTech was the proud recipient of the "8+ Year Caring Certificate" in the Industry Cares Recognition Scheme presented by Federation of Hong Kong Industries in FY2024. In addition, we have been awarded as a "Caring Company" by The Hong Kong Council of Social Service for sixteen consecutive years in recognition of our relentless contribution to the Hong Kong community through various charitable activities. We were also awarded with the Partner Employer Award 2023 presented by the Hong Kong General Chamber of Small and Medium Business in 2023. These awards are great encouragement for our continued voluntary work for the community.



Volunteering Hours Contributed



Number of Volunteers



Donations Sorting for Foster Children in the US

VTech believes that all children have the right to experience a happy childhood. Our US employees collaborated with “With Love”, a non-profit organization dedicated to make a positive difference for foster families, to sort donated resources such as clothing, shoes, toys, and books that would support the growth and well-being of the children who are in foster care.



Latte Art Workshop with ADHD students

The Hong Kong office partnered with the Hong Kong Federation of Youth Groups to organise a Latte Art Workshop with attention deficit hyperactivity disorder (ADHD) students. With guidance from the instructor, our staff volunteers collaborated with the students to create beautiful latte art designs. Through the program we hope to extend our love and care to children with special education needs and foster understanding, empathy and inclusion in our communities.

Educational Workshop and Toy Donation for Hearing-impaired Children

We collaborated with the Hong Kong Federation of Youth Groups to launch an educational workshop and toy donation initiative for hearing-impaired Children. Our dedicated team of volunteers engaged with the children and instructed them how to play with the donated toys while simultaneously enriching their STEM knowledge. We aimed to create an supportive environment where these children could thrive and reach their full potential.



Orphanage Visit and Fundraising in Malaysia

Colleagues in Malaysia organized a fundraising event for a local orphanage. The generous donation by our staff would be utilized to support the orphanage’s operations and make a positive impact on the children’s growth. Our volunteer representatives embarked on a meaningful visit to the orphanage, creating a joyous atmosphere as they engaged with the children and presented them with heartwarming gifts.



Collaborate with Local Charities



VTech works with a number of local charities to build a harmonious community. Our partners include Hong Kong Federation of Youth Groups, Red Cross, The Hong Kong Society for the Blind, Greeners Action, Food Grace and Hong Kong Young Women’s Christian Association. Through our long term commitments to various charitable activities, we have brought positive impacts to the community.

We have also partnered with local charities to support numerous charitable activities around the world. In FY2024, we made charitable and other donations of over USD176,000.



Collaboration with Save the Children

VTech also uses its expertise and resources to support the communities in which it operates. While the world has gradually recovered from the COVID-19 pandemic, numerous under-resourced children's living are still endangered by hunger, natural disasters and regional conflicts across the globe. We have collaborated with Save the Children, an international charitable organisation supporting marginalised and vulnerable children, to organise fundraising and toys donation events across multiple countries for four consecutive years for the fundraising activities held, every dollar donated by our employees was matched by an equivalent donation on the part of the company.

Taste of Childhood

VTech employees in Malaysia joined the "Taste of Childhood" fundraising event in support of the "Save the Children from Hunger" initiative. Staff prepared their favourite childhood dish to host a food charity sale for their colleagues. The office were transformed in to a busy bazaar that offered a great variety of nostalgic comfort food as colleagues eagerly lined up to support. They have raised over HK\$3,800 for Save the Children.

Christmas Jumper Day

Our offices in Australia, Benelux, Canada, France, Germany, Spain, the UK and the US hosted the Christmas Jumper Day. Staff dressed up in their favourite festive attire at the Christmas gathering and make a donation to help transforming children's lives around the world. A total of over HK\$43,000 was donated to the Children's Emergency Fund to support children struggling in humanitarian crisis.

Inspire Cup Charity Football Tournament

We sponsored our football team in Hong Kong Office to participate in Inspire Cup, a charity 7-aside mixed football tournament. The aim was to fundraise to support the Play to Thrive program, which seeks to improve the physical and mental well-being of primary school children through football training. Our team members had a fantastic time bonding with each other time while engaging in friendly match with other corporate teams. Through the tournament, a total of HK\$25,000 was donated to the Play to Thrive Program, and VTech was recognized as the top fundraising team.

Toy Donation

Under the global toy donation programme, over 1,900 electronic learning toys were donated to children in various countries around the world, including the US, Canada, the UK, the Netherlands, Spain, Australia and Hong Kong. Through the donation of electronic infant, toddler and school grade learning toys, which include VTech® Switch & Go® Velociraptor Helicopter, LeapFrog® Touch & Learn World Map™, VTech® Kidizoom® Smartwatch DX3, and VTech® KidiZoom® Snap Touch, we hope to enrich children's learning experience out of classroom.

Ongoing Donation Event

For 3 consecutive years since December 2020, a donation of US\$1 was made to Save the Children for every baby monitor and toy sold through our online shops in Canada and Hong Kong.





Provide Training Opportunities for Young People



VTech recognises that attracting the best talents is important for the sustainable growth of the Company. We regularly recruit interns from local universities and organise various workshops with schools for young people.

In FY2024, we continued to arrange the IE engineering programme with Dongguan University of Technology. During the programme, participants were rotated among different departments to have better understanding on the factory operation. We provided workplace health and safety courses, theory courses on manufacturing engineering and training on engineering change in process flow, production line management and product design. We provided practical training sessions for the students, helping them to gain better understanding on the concepts of smart manufacturing by putting the theory into practice. We also offered internship opportunities for engineering college students, helping them to gain work experience and develop their job skills.

VTech Internship Programmes



Our 2-year graduate trainee programme provides participants with abundant learning opportunities to gain all-rounded exposure in program management and manufacturing engineering. The customised training curriculum and project presentations will strengthen their professional development and business acumen. We also offer various internship opportunities for students at our headquarters in Hong Kong, which help students from different backgrounds to make connections with peer groups and explore their interest and abilities through real-life learning experience.

Experience Sharing by the Student

Working at VTech has been an incredibly rewarding and fulfilling experience, largely because of the dedicated and supportive colleagues that I have had the privilege to work with. Through this internship, I was able to gain more insights regarding the duties of company secretary. I was exposed to various compliance requirements of listed or private companies incorporated in different countries, and was given the opportunity to gain hands-on experience such as assisting the preparation and organising of the Annual General Meeting, and the preparation of different statutory documents. My communication skills have improved when carrying cross-functional department interactions and I have learnt to become more detail-oriented and organised. There are much more I have learnt that I could not express and this was a very valuable journey. A big thank you to VTech and my lovely colleagues for supporting me through my internship!

--- Cherry Yeung (VCO/CoSec)


VTech Scholarship Programme

VTech Scholarship Programme was established in FY2018 to support the outstanding local and non-local undergraduates in their career development. In FY2024, we continued to offer the programme which covers five universities in Hong Kong. The scholarship was awarded to 14 engineering students from The University of Hong Kong, The Hong Kong University of Science and Technology, The Chinese University of Hong Kong, City University of Hong Kong and The Hong Kong Polytechnic University.





Nourish an Innovative Environment



In order to nourish an innovative environment and stay ahead of the latest trends and developments in the industry, VTech has supported various technology forums and participated in a number of trade associations around the world. We primarily engage as members and collaborate with the others on the industry projects to help develop the industry and technology standards.

VTech Innovation & Sustainability Award

VTech partnered with the School of Energy and Environment of the City University of Hong Kong and Department of Mechanical and Automation Engineering of The Chinese University of Hong Kong to establish the “VTech Innovation & Sustainability Award” to nurture a new generation of young talents in the sustainability field. The participants were required to come up with innovative solutions that contribute to sustainable development. The awardees were selected based on judging criteria in creating positive environmental impact and sustainable value for lives of the people, which is in line with VTech’s sustainability vision. We received inspiring proposals from the students and had valuable discussions on trending topics related to innovation and sustainability.



TVB ESG Awards 2023 Presentation Ceremony Sustainability Forum

VTech joined other esteemed recipients of the “Outstanding ESG Award” to participate in a sustainability forum at the TVB ESG Awards 2023. We shared our experiences in implementing ESG practices in our business operations, especially integrating eco-design into our product life cycle. It was a fruitful exchange on driving sustainability practices at a corporate level. We believe that our journey can offer valuable insights to other corporations, inspiring them to pursue innovative sustainability solutions. The event presented us a valuable chance to connect with influential industry leaders and foster a collaborative environment to sustainable development.



Develop a Healthy and Green Community



VTech not only dedicates its efforts to minimising the environmental impacts from our operations, but also contributes in different community events to develop and promote a healthy and green lifestyle within VTech and the community. To support a sustainable lifestyle, we had established the organic farm in one of our manufacturing sites a few years ago, where employees could practise their

urban farming techniques and enjoy the low carbon living experience during their break time. Moreover, we have continued to sign up the pledge for Earth Hour.

Small changes in our habits around the factories and offices can help us to live a more eco-friendly lifestyle. We believe promoting recycling can have a positive effect on the environment. In FY2024, we continued to partner with the Greener Actions to launch the “Red Packets Reuse and Recycle Program 2024”. To prevent wasting useful materials, we collected used and excess red packets from our employees for upcycling purpose.



VTech Global Green Day

In FY2024, we continued to organise the “Global Green Day” at our Hong Kong headquarters and overseas offices to promote a healthy and green lifestyle in VTech and our communities, as well as to maximise our sustainability efforts and strengthen staff relation.

Hong Kong



The Hong Kong office partnered with the Hong Kong Federation of Youth Groups to organise an Eternal Moss Artwork Workshop, where our colleagues were guided by experienced instructors to craft their own moss art decoration. The instructors also shared about the importance of preserving ecological balance and promoting sustainability in Hong Kong.

UK

Our colleagues in the UK partnered with Earth Trust, a charity committed to offer accessible green spaces and engage people deeply with nature. They dedicated a day to remove scrub vegetation as an effort to maintain and protect the historical landscape of an archaeological Iron Age fortress. The work helped to improve the physical infrastructure of the fortress to enable greater diversity of local access to the countryside.



The Netherlands

Our colleagues in the Netherlands first had a lunch prepared from fresh and local ingredients in a revitalised pig farm. They then visited a wind farm and a solar farm in Weert. Energy experts shared about scientific knowledge and the actual operation of the wind and solar farm, which highlighted the significance of renewable energy in transitioning to a greener future. The educational event was concluded with a prize quiz.



France

Our colleagues in France kicked off the green day by hosting an online conference on sustainable food, moderated by a specialist. They gained valuable insights on ethical eating, responsible purchasing, and optimizing their diets for well-being. They also had the opportunity to taste various eco-friendly food products. Following this, a clean-up session was organized in the community near the office. The team that collected the most rubbish received a small gift as a token of appreciation.





Spain

Our colleagues in Spain organized a green and healthy food conference facilitated by a professional chef and nutritionist. They gained valuable knowledge about healthy diets, healthy cooking techniques and methods to minimize food waste. The event was concluded by a cooking demonstration of three simple and healthy tapas, followed by a tasting session.



Australia

The Australia office partnered with Westgate Biodiversity: Bili Nursery & Landcare Inc., a community NGO that grows and sells native plants. Our colleagues visited the Westgate Park in Melbourne and planted over 500 new plants near the salt lake, helping to transform the park into a natural habitat for biodiversity and a serene place for people to enjoy. Guided by the Westgate Biodiversity team, they also learned about the importance of indigenous plants and received tips on protecting and nurturing the natural environment and urban biodiversity.



Mainland China

To promote the awareness of environment protection, we organised the tree planting activity in China.



Germany

The Snom office partnered with PLANT-MY-TREE, a reforestation programme dedicated to climate protection. Staff visited a local forest and planted over 850 trees including maple, oak and beech.





The U.S.

Our US offices initiated a battery and e-waste recycling campaign. Staff have brought in used batteries, old phones, laptops, other electronics and household appliances for collection. These items would then be recycled and repurposed. The campaign promoted the concept of circular economy and encourage responsible disposal practices among our colleagues.



Malaysia



The CMS Malaysia office organised a week-long sustainability campaign with a series of activities. That included a visit to a waste management exhibition, the hosting of Recycle Day and the Plastic-free Day. The events encourage active participation in innovative recycling efforts within the workplace, as well as developing green habits to avoid single-use plastic. Throughout the week, staff also decorated their workspaces with lush indoor plants. Gift hampers were awarded to the top three departments with the most impressive workspace decorations as a recognition of their creativity and dedication to a greener office.



The VTT Malaysia office also organised a beach cleaning program at a local beach to collect and sort waste.

Key Performance Data

Items	GRI Indicator	HKEX Indicator	FY2019 ¹⁰	FY2020 ^{10,11,15}	FY2021 ¹⁵	FY2022	FY2023 ^{15,19}	FY2024
Organisation Profile								
Number of countries where VTech operates	2-1		14	14	15	14	15	15
Total number of operations	2-6		24	27	27	28	28	28
Revenue (US\$ million)	2-6		2,161.9	2,165.5	2,372.3	2,370.5	2,241.7	2,145.7
Total debt (US\$ million)	2-6		Nil	Nil	Nil	Nil	Nil	Nil
Total equity (US\$ million)	2-6		607.0	610.5	731.1	678.8	634.7	645.0
Portion of senior management hired from local community ¹	202-2		97%	96%	97%	97%	97%	97%
Proportion of spending on local suppliers	204-1		86%	90%	88%	90%	83%	86%
Environmental								
Air Pollutants Emission (kg)								
Nitrogen oxides (NOx)		A1.1					10,607	10,473
Sulphur oxides (SOx)		A1.1					17	18
Particulate Matter (PM)		A1.1					839	825
Material Usage								
Material used by weight or volume (1,000 Tonnes)	301-1		94.7	93.4	105.1	105.0	91.4	85.5
Energy Consumption (GJ)²								
Total	302-1	A2.1	622,005	635,555	645,230	631,713	534,945	511,381
Diesel	302-1	A2.1	22,463	21,535	23,431	29,712	20,578	19,960
Gasoline	302-1	A2.1	5,666	6,394	6,550	4,847	5,198	6,162
Natural Gas	302-1	A2.1	30,515	28,514	26,430	27,483	21,949	21,625
Electricity	302-1	A2.1	563,361	579,110	588,819	569,671	487,220	463,634
Energy Use per Production Output (GJ per 1,000 unit)								
Total	302-3	A2.1	4.352	4.906	4.302	4.332	4.363	5.045
Diesel	302-3	A2.1	0.157	0.166	0.156	0.204	0.168	0.197
Gasoline	302-3	A2.1	0.040	0.049	0.044	0.033	0.042	0.061
Natural Gas	302-3	A2.1	0.213	0.220	0.176	0.188	0.179	0.213
Electricity	302-3	A2.1	3.942	4.471	3.926	3.907	3.974	4.574
Electricity Consumption								
Electricity used (kWh)	302-1	A2.1	156,489,059	160,864,220	163,560,993	158,241,682	135,338,943	128,787,220
Electricity used per production output (kWh per 1,000 unit)	302-3	A2.1	1,095	1,242	1,090	1,085	1,104	1,270
Water Consumption								
Water consumption ³ (meter cube)	303-1	A2.2	1,556,998	1,550,354	1,613,186	1,431,270	1,110,658	1,051,127
Water consumption ³ per production output (meter cube per 1,000 unit)		A2.2	10.9	12.0	10.8	9.8	9.1	10.4
Greenhouse Gas Emission (tonne of CO₂e)⁴								
Scope 1	305-1	A1.2	5,015	4,617	4,462	4,728	3,886	3,604
Scope 2	305-2	A1.2	79,378	82,187	83,712	81,013	69,336	65,915
Scope 3 ¹⁴	305-3	A1.2		7,130	8,007	16,295	7,538	7,704
Total Emissions ¹⁸	305	A1.2		93,934	96,181	102,036	80,760	77,224

Key Performance Data

Items	GRI Indicator	HKEX Indicator	FY2019 ¹⁰	FY2020 ^{10,11,15}	FY2021 ¹⁵	FY2022	FY2023 ^{15,19}	FY2024	
Greenhouse Gas Emission Intensity (tonne of CO₂e per 1,000 unit)⁴									
Scope 1	305-4	A1.2	0.035	0.036	0.030	0.032	0.032	0.036	
Scope 2	305-4	A1.2	0.555	0.634	0.558	0.556	0.566	0.650	
Scope 3 ¹⁴	305-4	A1.2		0.055	0.053	0.112	0.061	0.076	
Total emissions intensity ¹⁸	305-4	A1.2		0.725	0.641	0.700	0.659	0.762	
Hazardous Waste									
Total hazardous waste produced (in tonnes)	306-3	A1.3	346.3	421.5	399.6	449.5	495.2	443.5	
Total hazardous waste produced per production output (in tonnes per 1,000 unit)	306-3	A1.3	0.00242	0.00325 ¹³	0.00266	0.00308	0.00404	0.00438	
Non-hazardous Waste									
Total non-hazardous waste produced (in tonnes)	306-3	A1.4	9,111	9,621	10,103	10,407	9,684	9,157	
Total non-hazardous waste produced per production output (in tonnes per 1,000 unit)	306-3	A1.4	0.064	0.074	0.067	0.071	0.079	0.090	
Packaging Materials									
Total packaging material used for finished goods (tonnes)		A2.5	33,050	32,781	35,411	33,491	28,805	25,861	
Total packaging material used for finished goods per production output (tonnes per 1,000 unit)		A2.5	0.231	0.253	0.236	0.230	0.235	0.255	
Environmental Compliance									
Monetary value of significant fines	2-27		0	0	0	0	0	0	
Total number of non-monetary sanctions for non-compliance	2-27		0	0	0	0	0	0	
Our Workforce¹⁶									
By Gender									
Total	2-7	B1.1	25,273	26,179	25,351	23,844	21,772	19,924	
Male	2-7	B1.1	15,326	15,710	14,867	14,184	12,850	11,569	
Female	2-7	B1.1	9,947	10,469	10,484	9,660	8,922	8,355	
By Age									
30 or below		B1.1	12,221	11,810	10,780	9,168	6,921	6,057	
31-50		B1.1	12,378	13,442	13,470	13,353	13,364	12,281	
Above 50		B1.1	674	927	1,101	1,323	1,487	1,586	
By Geographical Location									
Asia Pacific	Male	2-7	B1.1	15,025	15,417	14,561	13,885	12,499	11,228
	Female	2-7	B1.1	9,669	10,202	10,218	9,396	8,652	8,095
North America	Male	2-7	B1.1	170	162	167	162	212	202
	Female	2-7	B1.1	151	139	138	138	145	136
Europe	Male	2-7	B1.1	131	131	139	137	139	139
	Female	2-7	B1.1	127	128	128	126	125	124

Items	GRI Indicator	HKEX Indicator	FY2019 ¹⁰	FY2020 ^{10,11,15}	FY2021 ¹⁵	FY2022	FY2023 ^{15,19}	FY2024
By Employment Type								
Average number of full-time staff	2-7	B1.1	25,063	26,018	25,261	23,794	21,736	19,875
Average number of part-time staff	2-7	B1.1	210	161	90	50	36	49
Proportion of full time staff		B1.1	99.2%	99.4%	99.6%	99.8%	99.8%	99.8%
Woman Representation								
Overall	405-1		39%	40%	41%	41%	41%	42%
Management position ²	405-1		25%	25%	25%	25%	26%	27%
Professional	405-1		37%	37%	37%	37%	38%	38%
General staff	405-1		39%	40%	40%	41%	43%	43%
Worker	405-1		40%	41%	43%	42%	42%	44%
Turnover Rate								
Overall		B1.2	5.98%	6.41%	6.34%	6.54%	4.69%	3.79%
By geographical region	Asia Pacific	B1.2	6.10%	6.53%	6.47%	6.67%	4.81%	4.19%
	North America	B1.2	0.96%	1.44%	0.57%	0.83%	1.94%	1.97%
	Europe	B1.2	0.91%	0.64%	0.62%	1.20%	0.96%	1.20%
By gender	Male	B1.2	6.43%	7.14%	6.81%	7.25%	5.16%	3.98%
	Female	B1.2	5.28%	5.32%	5.68%	5.49%	4.02%	3.53%
By age	30 or below	B1.2	9.20%	10.17%	10.80%	11.41%	8.61%	8.21%
	31-50	B1.2	3.08%	3.50%	3.21%	3.69%	3.08%	2.48%
	Above 50	B1.2	0.74%	0.83%	0.85%	1.52%	1.32%	1.26%
Health and Safety								
Injury ⁶ cases	403-2		46	39	37	40	29	31
Lost Hours ⁷	403-2	B2.2	7,310	9,235	8,766	11,571	7,621	5,428
Injury rate per employee ⁸	Overall	403-2	0.002	0.002	0.001	0.002	0.001	0.001
	Male	403-2	0.003	0.002	0.002	0.002	0.001	0.001
	Female	403-2	0.001	0.001	0.001	0.001	0.001	0.001
Work-related fatalities cases		B2.1	0	0	0	0	0	0
Work-related fatalities cases per employee (%)		B2.1	0%	0%	0%	0%	0%	0%
Absentee rate	Overall	403-2	0.3%	0.3%	0.3%	0.4%	0.4%	0.4%
	Male	403-2	0.2%	0.2%	0.2%	0.3%	0.3%	0.3%
	Female	403-2	0.4%	0.4%	0.4%	0.5%	0.4%	0.5%

Key Performance Data

Items	GRI Indicator	HKEX Indicator	FY2019 ¹⁰	FY2020 ^{10,11,15}	FY2021 ¹⁵	FY2022	FY2023 ^{15,19}	FY2024
Training								
Percentage of Employee Trained								
Overall		B3.1				96%	97%	98%
By gender	Male	B3.1				97%	98%	98%
	Female	B3.1				95%	96%	97%
By function	Management staff	B3.1				88%	93%	90%
	Professional/Engineer	B3.1				92%	95%	94%
	Staff & workers	B3.1				98%	98%	99%
Average Training Hours per Employee								
Overall	404-1	B3.2	61.0	66.8	73.2	78.1	71.8	82.8
By gender	Male	404-1	63.4	69.6	78.5	84.8	71.6	81.7
	Female	404-1	57.3	62.6	65.9	70.9	72.1	84.3
By function	Management staff	404-1	13.8	16.7	11.7	10.4	13.6	14.0
	Professional/Engineer	404-1	37.1	31.7	25.7	24.3	25.0	20.9
	Staff & workers	404-1	66.7	74.6	84.3	93.0	84.9	100.6
Compliance								
Product Compliance								
Incidents of non-compliance with regulations on health and safety impact on products	416-2		0	0	0	0	0	0
Incidents of non-compliance with regulations on product and service information and labelling	417-2		0	0	0	0	0	0
Sales of banned products	2-6		0	0	0	0	0	0
Socioeconomic Compliance								
Total monetary value of significant fines	2-27		0	0	0	0	0	0
Total number of non-monetary sanctions	2-27		0	0	0	0	0	0
Cases brought through dispute resolution mechanisms	2-27		0	0	0	0	0	0

Note:

1. The location of operation sites.
2. Energy value for fuels are obtained from "2006 IPCC Guidelines for National Greenhouse Gas Inventories" published by the Intergovernmental Panel on Climate Change.
3. Water consumption data includes water usage data from manufacturing facilities in Mainland China, Malaysia and Mexico, and offices in Mainland China and overseas.
4. GHG Calculation Methodology
All emissions are calculated with reference to the methodology set out in the Greenhouse Gas Protocol Corporate Standard and Intergovernmental Panel on Climate Change (IPCC) Guidelines. GHG objectives and targets are set and tracked relative to a base year of FY2020.
Scope 1: Direct GHG emissions come from sources (physical units or processes that release GHG into the atmosphere) that are owned or controlled by the organisation. The GHG emission factors of scope 1 for stationary and mobile combustion sources is based on the "2006 IPCC Guidelines for National Greenhouse Gas Inventories" published by the Intergovernmental Panel on Climate Change.
Scope 2: Indirect GHG emissions that result from the generation of purchased or acquired electricity, heating, cooling and steam consumed by the organisation. GHG emissions factors are referenced from the "2019 China Regional Grid Average Carbon Dioxide Emission Factors" published by the National Center of Climate Change Strategy and International Cooperation (NCRIC) of the People's Republic of China, Sustainability Report 2023 of CLP Holdings Limited, and 2017 CDM Electricity Baseline For Malaysia published by Malaysian Green Technology Corporation.
Scope 3: Indirect GHG emissions not included in energy indirect (Scope 2) GHG emissions that occur outside of the organisation, including both upstream and downstream emissions. In this report, scope 3 emissions includes GHG emission data from ocean shipment of contractors engaged by VTech. In FY2022, indirect emissions from air shipment was added to the data reporting boundary. Emission factors are referenced from the GaBi Database.
5. Staff with grade above supervisor level.
6. Injury types accounted for include: Vehicle Accident, Falling Object Injury, Machines Entanglement, Cutting Injury, Falling from heights, Collapse Injury, Burnt injury, Chemical injury, Collision injury, Electric shock.
7. Total working hours that workers cannot attend work due to injuries in manufacturing operations.
8. The frequency of injuries relative to the number of employees. Minor (first-aid level) injuries are included.
9. Number of days the employees are absent from work over total hours scheduled to be worked.
10. The report scope was expanded with the acquisition of our high precision metal tooling and parts (Metal) factory for enriching the vertical integration of our CMS.
11. The report scope was expanded with the acquisition of our production facilities in Malaysia.
12. The unfavourable change in the company performance data per production output was due to the expanded scope as described in note 10 above as the components output of the Metal factory were not included in the per-production-output data calculation.
13. The unfavourable change in the company performance data per-production-output was due to the continued vertical integration, and/or change of product mix and/or the negative impact of COVID-19.
14. Scope 3 data for FY2020 and FY2021 were restated due to adjustments in calculation methodology and to allow fair comparison of the performance data.
15. Certain environmental data for FY2020, FY2021 and FY2023 were restated due to adjustments in calculation methodology and to allow fair comparison of the performance data.
16. Certain social data for prior years were restated for fair comparison of the performance data.
17. Increase in material use per production output was due to the change of product mix.
18. Total GHG emissions in FY22 increased by 5,855 tonnes of CO₂e against FY21 which was mainly due to the inclusion of indirect GHG emission of 8,405 tonnes of CO₂e arising from air freight in FY22. The indirect GHG emissions of air freight were not available in FY21 and earlier years.
19. The report scope was expanded with the acquisition of our production facilities in Mexico.

Associations List

Associations VTech belongs to	Involvement
British Toy & Hobby Association	C
Dutch Toy Association	C
French Toy Association	C
Toy Association Belgium	C
China Toy & Juvenile Products Association	C
Dongguan Toy & Juvenile Products Association	M
Australian Toy Association	M
German Toy Association	M
Spanish Toy Association	M
Toy Industry Association – United States	M
Toy Association – Guangdong, China	M
Toy Industry Association – Shenzhen, China	M
Canadian Toy Association	M
DECT Forum	S
ULE Alliance	S
EcoVadis	M
SD Card Association	M
Wi-Fi Alliance	M
Sedex	M
Hong Kong Opto-Mechatronics Industries Association	M
The Chinese Manufacturers Association of Hong Kong	M
The Hong Kong General Chamber of Commerce	M

M = regular member
C = member of committee
S = strategic participation

Verification Statement



VERIFICATION STATEMENT

Scope and Objective of Verification

Hong Kong Quality Assurance Agency (HKQAA) has been engaged by VTech Holdings Limited (HKSE Stock Code: 303) "VTech" to undertake an independent verification of its Sustainability Report 2024 (the Report). The Report stated the economic, environmental and social performance of VTech in the period of 1st April 2023 to 31st March 2024.

The aim of this verification is to provide a reasonable assurance on the reliability of the report content. The Report has been prepared in accordance with the Global Reporting Initiative Sustainability Reporting Standards ("GRI Standards") and the "Environmental, Social and Governance Reporting Guide" ("ESG Reporting Guide") of the Main Board Listing Rules of The Stock Exchange of Hong Kong Limited ("SEHK").

Level of Assurance and Methodology

The process applied in this verification was based on the International Standard on Assurance Engagements 3000 (ISAE 3000) – "Assurance Engagements Other Than Audits or Reviews of Historical Financial Information" issued by the International Auditing and Assurance Standards Board. Our evidence gathering process was designed to obtain a reasonable level of assurance as set out in the standard for the purpose of devising the verification conclusion. The extent of this verification process covered the criteria set in the GRI Standards and the ESG Reporting Guide of the SEHK.

Our verification process included verifying information relevant to reporting and management procedures, stakeholder engagement methods and results, and materiality assessment processes, reviewing relevant documentation, interviewing responsible personnel with accountability for preparing the report contents. In addition, system and process for collecting, collating and reporting sustainability performance data were verified. Raw data and supporting evidence of the selected representative samples were also thoroughly examined during the verification process.

Independence

VTech is responsible for the collection and presentation of the information presented. HKQAA does not involve in calculating, compiling, or in the development of the Report. Our verification activities are independent from VTech. There is no relationship between HKQAA and VTech that will affect the independence of HKQAA for providing the verification service.

Conclusion

Based on the verification results and in accordance with the verification procedures undertaken, HKQAA has obtained reasonable assurance and is of the opinion that:

- The Report has been prepared in accordance with the GRI Standards;
- The Report has complied with all mandatory disclosure requirements and "comply or explain" provisions set out in the ESG Reporting Guide;
- The Report illustrates VTech's sustainability performance covering all material and relevant aspects and/or topics in a balanced, clear, consistent, and timely manner; and
- The data and information disclosed in the Report are reliable and complete.

In conclusion, the Report reflects truthfully the sustainability commitments, policies and performance of VTech, and discloses transparently their sustainability performance that is commensurate with their sustainability context and materiality.

Signed on behalf of Hong Kong Quality Assurance Agency

Connie Sham
Head of Audit
May 2024

Appendix

GRI Content Index

This report was prepared in accordance with the GRI Standards, and Stock Exchange ESG Guide. The General Standard Disclosures, Material Topic Disclosures, and Stock Exchange ESG Guide reference are presented below with either linkage to the reported section(s) or direct answer.

GRI Content Index

Statement of use	VTech has reported in accordance with the GRI Standards in FY2024 (1 April 2023 to 31 March 2024)
GRI 1 used	GRI 1: Foundation 2021

GRI 2: General Disclosures 2021		
GRI Indicator	Description	Location and Notes
The organisational and its reporting practices		
2-1	Organizational details	Page 4, About this Report
2-2	Entities included in the organization's sustainability reporting	VTech Major Subsidiaries
2-3	Reporting period, frequency and contact point	About this Report, Back Cover
2-4	Restatements of information	Page 75
2-5	External assurance	About this Report, Page 76
Activities and workers		
2-6	Activities, value chain and other business relationships	Pages 4, 37-39, About this Report, Key Performance Data
2-7	Employees	Page 4, Key Performance Data
2-8	Workers who are not employees	Workers with employment contracts signed with VTech Group are our employees
Governance		
2-9	Governance structure and composition	Page 5; Annual Report – Corporate Governance Report
2-10	Nomination and selection of the highest governance body	Annual Report – Corporate Governance Report – Nomination Committee Report
2-11	Chair of the highest governance body	Annual Report – Corporate Governance Report
2-12	Role of the highest governance body in overseeing the management of impacts	Pages 5, 9-12
2-13	Delegation of responsibility for managing impacts	Pages 5-12
2-14	Role of the highest governance body in sustainability reporting	Pages 5, 11
2-15	Conflicts of interest	Annual Report – Corporate Governance Report
2-16	Communication of critical concerns	Annual Report – Corporate Governance Report – Risk Management and Sustainability Committee Report
2-17	Collective knowledge of the highest governance body	Annual Report – Corporate Governance Report
2-18	Evaluation of the performance of the highest governance body	Annual Report – Corporate Governance Report
2-19	Remuneration policies	Annual Report – Corporate Governance Report – Remuneration Committee Report
2-20	Process to determine remuneration	Pages 58-59; Annual Report – Corporate Governance Report – Remuneration Committee Report
2-21	Annual total compensation ratio	Not applicable. Although related data is available, making a definitive statement about the compensation ratio at the corporate level is difficult as compensation metrics vary greatly depending on the market trend, geographic location and inflation rate etc. VTech performs comprehensive assessments to ensure fair, equitable and competitive compensation. This includes but not limited to conducting regular salary survey, engaging with external human resources agencies for benchmarking, and reviewing salary policy in a timely manner. With such measures, our compensation packages comply with the local regulations and in line with the local market expectations.

Appendix

GRI 2: General Disclosures 2021		
GRI Indicator	Description	Location and Notes
Strategy, policies and practices		
2-22	Statement on sustainable development strategy	Pages 2-3
2-23	Policy commitments	Pages 25-28, 35-39, 40, 58
2-24	Embedding policy commitments	Pages 35-39, 42-54, 58-60; Annual Report – Corporate Governance Report
2-25	Processes to remediate negative impacts	Pages 9-10, 58-60
2-26	Mechanisms for seeking advice and raising concerns	Pages 27, 58
2-27	Compliance with laws and regulations	Key Performance Data
2-28	Membership associations	Page 75
Stakeholder Engagement		
2-29	Approach to stakeholder engagement	Pages 9-12
2-30	Collective bargaining agreements	Employees covered by collective bargaining agreement is managed and monitored at local level. Only employees in Spain, France and Malaysia are bound by the collective agreement, which account for 7.5% of VTech's employees. Although the majority of VTech's employees are from Hong Kong and China which do not have regulatory requirement with regard to collective bargaining, we maintain clear and open communication channels for our staff to raise concerns on a range of employment issues. Employees can also enjoy the freedom to participate in trade unions if they wish.
Material Topics		
GRI Indicator	Description	Location and Notes
3-1	Process to determine material topics	Pages 9-11
3-2	List of material topics	Page 12
Economic		
GRI 201: Economic Performance 2016		
3-3	Management of material topics	Page 4
201-1	Direct economic value generated and distributed	Page 4
GRI 204: Procurement practice 2016		
3-3	Management of material topics	Pages 37-39
204-1	Proportion of spending on local suppliers	Key Performance Data
Environmental		
GRI 301: Materials 2016		
3-3	Management of material topics	Pages 30-32
301-1	Materials used by weight or volume	Key Performance Data

Material Topics		
GRI Indicator	Description	Location and Notes
GRI 302: Energy 2016		
3-3	Management of material topics	Pages 41, 47-48
302-1	Energy consumption with the organisation	Pages 47-48, Key Performance Data
302-3	Energy intensity	Pages 47-48, Key Performance Data
GRI 303: Water and Effluents 2018		
3-3	Management of material topics	Pages 41, 51
303-1	Interactions with water discharged-related impacts	Page 51, Key Performance Data
303-2	Management of water discharged-related impacts	Page 51, Key Performance Data
303-5	Water consumption	Page 51, Key Performance Data
GRI 305: Emissions 2016		
3-3	Management of material topics	Pages 42-49
305-1	Direct (Scope 1) GHG emissions	Key Performance Data
305-2	Energy indirect (Scope 2) GHG emissions	Key Performance Data
305-2	Energy indirect (Scope 3) GHG emissions	Key Performance Data
305-4	GHG emissions intensity	Key Performance Data
GRI 306: Waste 2020		
3-3	Management of material topics	Pages 52-53
306-1	Waste generation and significant waste-related impacts	Pages 52-53
306-2	Management of significant waste-related impacts	Pages 52-53
306-3	Waste generated	Pages 52-53, Key Performance Data
GRI 308: Supplier Environmental Assessment 2016		
3-3	Management of material topics	Pages 37-39
308-2	Negative environmental impacts in the supply chain and actions taken	Pages 37-39
Social – Labour and Human Rights Policy		
GRI 402: Labour/Management Relations 2016		
3-3	Management of material topics	Pages 57-59
402-1	Minimum notice periods regarding operational changes	<p>Employees in Spain, France and Malaysia which is accountable for 7.5% of VTech's employee are covered by collective bargaining agreement. Notice period provided to employees and their representative prior to the implementation of significant operational changes is between fifteen days to six months depends on the significance.</p> <p>In our operating sites where are not bound by the collective agreement, we do not have a fixed minimum notice regarding operational change. However, to the extent possible, we do inform our colleagues well in advance the intention and details of the change. Prior to such change, we will conduct briefing for employees to collect their feedback and try to put relevant notice within a month's time.</p>

Appendix

Material Topics		
GRI Indicator	Description	Location and Notes
GRI 403: Occupational Health and Safety 2018		
3-3	Management of material topics	Pages 60-62
403-1	Occupational health and safety management system	Pages 60-62
403-2	Hazard identification, risk assessment and incident investigation	Pages 60-62
403-3	Occupational health services	Pages 60-62
403-4	Worker participation, consultation, and communication on health and safety	Pages 60-62
403-5	Worker training on occupational health and safety	Pages 60-62
403-6	Promotion of worker health	Pages 55-56, 60-62
403-7	Prevention and mitigation of occupational health and safety impacts directly linked by business relationships	Pages 60-62
403-9	Work-related injuries	Pages 60-62, Key Performance Data
GRI 404: Training and Education 2016		
3-3	Management of material topics	Page 56
404-1	Average hours of training per year per employee	Page 56, Key Performance Data
Social – Product Responsibilities		
GRI 416: Customer Health and Safety 2016		
3-3	Management of material topics	Pages 33-35
416-2	Incidents of non-compliance concerning the health and safety impacts of products and services	Key Performance Data
GRI 417: Marketing and Labeling 2016		
3-3	Management of material topics	Pages 33-35
417-1	Requirements for product and service information and labeling	Page 35
417-2	Incidents of non-compliance concerning product and service information and labeling	Key Performance Data
GRI 418: Customer Privacy 2016		
3-3	Management of material topics	Pages 26-28
418-1	Substantiated complaints concerning breaches of customer privacy and losses of customer data	VTech does not report the number of substantiated complaints or loss of customer data since this information is not rolled up to a global level

Stock Exchange ESG Guide Index

Aspects	Disclosure	Location and Notes	
Mandatory Disclosure Requirements			
Governance Structure	A statement from the board containing the following elements: <ul style="list-style-type: none"> (i) a disclosure of the board's oversight of ESG issues; (ii) the board's ESG management approach and strategy, including the process used to evaluate, prioritise and manage material ESG-related issues (including risks to the issuer's businesses); and (iii) how the board reviews progress made against ESG-related goals and targets with an explanation of how they relate to the issuer's businesses 	Pages 5-7, 26	
Reporting Principles	A description of, or an explanation on, the application of the following Reporting Principles in the preparation of the ESG report.	About this Report	
Reporting Boundary	A narrative explaining the reporting boundaries of the ESG report and describing the process used to identify which entities or operations are included in the ESG report. If there is a change in the scope, the issuer should explain the difference and reason for the change.	About this Report, Page 75	
A. Environmental			
A1. Emissions	General Disclosure	Information on: <ul style="list-style-type: none"> (a) the policies; and (b) compliance with relevant laws and regulations that have a significant impact on the issuer relating to air and greenhouse gas emissions, discharges into water and land, and generation of hazardous and non-hazardous waste. <p><i>Note:</i></p> <ul style="list-style-type: none"> – Air emissions include NOx, SOx, and other pollutants regulated under national laws and regulations. – Greenhouse gases include carbon dioxide, methane, nitrous oxide, hydrofluorocarbons, perfluorocarbons and sulphur hexafluoride. – Hazardous wastes are those defined by national regulations. 	Pages 40-42
	KPI A1.1	The types of emissions and respective emissions data.	Pages 48-49, Key Performance Data
	KPI A1.2	Direct (Scope 1) and energy indirect (Scope 2) greenhouse gas emissions (in tonnes) and, where appropriate, intensity (e.g. per unit of production volume, per facility).	Key Performance Data
	KPI A1.3	Total hazardous waste produced (in tonnes) and, where appropriate, intensity (e.g. per unit of production volume, per facility).	Pages 52-53, Key Performance Data
	KPI A1.4	Total non-hazardous waste produced (in tonnes) and, where appropriate, intensity (e.g. per unit of production volume, per facility).	Pages 51-52, Key Performance Data
	KPI A1.5	Description of emissions target(s) set and steps taken to achieve them.	Pages 23, 44-49
	KPI A1.6	Description of how hazardous and non-hazardous wastes are handled, and a description of reduction targets(s) set and steps taken to achieve them.	Pages 23, 51-53

Appendix

Aspects	Disclosure		Location and Notes
A2. Use of Resources	General Disclosure	Policies on the efficient use of resources, including energy, water and other raw materials. <i>Note:</i> <i>Resources may be used in production, in storage, transportation, in buildings, electronic equipment, etc.</i>	Page 41
	KPI A2.1	Direct and/or indirect energy consumption by type (e.g. electricity, gas or oil) in total (kwh in '000s) and intensity (e.g. per unit of production volume, per facility).	Pages 47-48, Key Performance Data
	KPI A2.2	Water consumption in total and intensity (e.g. per unit of production volume per facility).	Page 51, Key Performance Data
	KPI A2.3	Description of energy use efficiency target(s) set and steps taken to achieve them.	Pages 23, 44-49
	KPI A2.4	Description of whether there is any issue in sourcing water that is fit for purpose, water efficiency target(s) set and steps taken to achieve them.	Page 51
	KPI A2.5	Total packaging material used for finished products (in tonnes), and if applicable, with reference to per unit produced.	Key Performance Data
A3. The Environment and Natural Resources	General Disclosure	Policies on minimising the issuer's significant impacts on the environment and natural resources.	Pages 40-53
	KPI A3.1	Description of the significant impacts of activities on the environment and natural resources and the actions taken to manage them.	Pages 40-53
A4. Climate Change	General Disclosure	Policies on identification and mitigation of significant climate-related issues which have impacted, and those may impact, the issuer.	Pages 42-46
	KPI A4.1	Description of the significant climate-related issues which have impacted, and those which may impact, the issuer, and the actions taken to manage them.	Pages 42-46
B. Social			
Employment and Labour Practices			
B1. Employment	General Disclosure	Information on: (a) the policies; and (b) compliance with relevant laws and regulations that have a significant impact on the issuer relating to compensation and dismissal, recruitment and promotion, working hours, rest periods, equal opportunity, diversity, anti-discrimination, and other benefits and welfare.	Pages 54-55, 57-59
	KPI B1.1	Total workforce by gender, employment type (for example, full- or part-time), age group and geographical region.	Key Performance Data
	KPI B1.2	Employee turnover rate by gender, age group and geographical region.	Key Performance Data
B2. Health and Safety	General Disclosure	Information on: (a) the policies; and (b) compliance with relevant laws and regulations that have a significant impact on the issuer relating to providing a safe working environment and protecting employees from occupational hazards.	Pages 55, 60-62
	KPI B2.1	Number and rate of work-related fatalities occurred in each of the past three years including the reporting year.	Pages 60-61, Key Performance Data
	KPI B2.2	Lost days due to work injury.	Key Performance Data
	KPI B2.3	Description of occupational health and safety measures adopted, and how they are implemented and monitored.	Pages 60-62
B3. Development and Training	General Disclosure	Policies on improving employees' knowledge and skills for discharging duties at work. Description of training activities. <i>Note:</i> <i>Training refers to vocational training. It may include internal and external courses paid by the employer.</i>	Pages 54, 56
	KPI B3.1	The percentage of employees trained by gender and employee category (e.g. senior management, middle management).	Key Performance Data
	KPI B3.2	The average training hours completed per employee by gender and employee category.	Page 56, Key Performance Data

Aspects	Disclosure		Location and Notes
B4. Labour Standards	General Disclosure	Information on: (a) the policies; and (b) compliance with relevant laws and regulations that have a significant impact on the issuer relating to preventing child and forced labour	Pages 57-59
	KPI B4.1	Description of measures to review employment practices to avoid child and forced labour.	Pages 57-58
	KPI B4.2	Description of steps taken to eliminate such practices when discovered.	Pages 57-59
Operating Practices			
B5. Supply Chain Management	General Disclosure	Policies on managing environmental and social risks of the supply chain.	Pages 37-39
	KPI B5.1	Number of suppliers by geographical region.	82% suppliers are local suppliers
	KPI B5.2	Description of practices relating to engaging suppliers, number of suppliers where the practices are being implemented, how they are implemented and monitored.	Pages 37-39
	KPI B5.3	Description of practices used to identify environmental and social risks along the supply chain, and how they are implemented and monitored.	Pages 37-39
	KPI B5.4	Description of practices used to promote environmentally preferable products and services when selecting suppliers, and how they are implemented and monitored.	Pages 37-39
B6. Product Responsibility	General Disclosure	Information on: (a) the policies; and (b) compliance with relevant laws and regulations that have a significant impact on the issuer relating to health and safety, advertising, labelling and privacy matters relating to products and services provided and methods of redress.	Pages 28-29, 33-35
	KPI B6.1	Percentage of total products sold or shipped subject to recalls for safety and health reasons.	Page 18
	KPI B6.2	Number of products and service related complaints received and how they are dealt with.	Page 33, 7 products and services related complaints were received during FY2024.
	KPI B6.3	Description of practices relating to observing and protecting intellectual property rights.	Page 28
	KPI B6.4	Description of quality assurance process and recall procedures.	Pages 33-34
	KPI B6.5	Description of consumer data protection and privacy policies, how they are implemented and monitored.	Page 28
B7. Anti-corruption	General Disclosure	Information on: (a) the policies; and (b) compliance with relevant laws and regulations that have a significant impact on the issuer relating to bribery, extortion, fraud and money laundering.	Page 28
	KPI B7.1	Number of concluded legal cases regarding corrupt practices brought against the issuer or its employees during the reporting period and the outcomes of the cases.	Zero case in FY2024
	KPI B7.2	Description of preventive measures and whistle-blowing procedures, how they are implemented and monitored.	Page 27
	KPI B7.3	Description of anti-corruption training provided to directors and staff.	Page 28
Community			
B8. Community Investment	General Disclosure	Policies on community engagement to understand the needs of the communities where the issuer operates and to ensure its activities take into consideration the communities' interests.	Pages 63-70
	KPI B8.1	Focus areas of contribution (e.g. education, environmental concerns, labour needs, health, culture, sport).	Page 63
	KPI B8.2	Resources contributed (e.g. money or time) to the focus area.	Pages 63-64

IFRS S2 Content Index

VTech support the global efforts to provide consistent, transparent and comparable reporting on climate-related issues. In FY2024, VTech also enriched the content for the disclosures of its climate-related risks and opportunities with reference to the IFRS S2 Climate-related Disclosures standard published by the ISSB.

IFRS S2 Disclosure Description	Location and Notes
Governance	
5. The objective of climate-related financial disclosures on governance is to enable users of general purpose financial reports to understand the governance processes, controls and procedures an entity uses to monitor, manage and oversee climate-related risks and opportunities.	
6. To achieve this objective, an entity shall disclose information about:	
(a) the governance body(s) (which can include a board, committee or equivalent body charged with governance) or individual(s) responsible for oversight of climate-related risks and opportunities. Specifically, the entity shall identify that body(s) or individual(s) and disclose information about:	
(i) how responsibilities for climate-related risks and opportunities are reflected in the terms of reference, mandates, role descriptions and other related policies applicable to that body(s) or individual(s);	VTech's Sustainability Management Climate Change – Risks and Opportunities
(ii) how the body(s) or individual(s) determines whether appropriate skills and competencies are available or will be developed to oversee strategies designed to respond to climate related risks and opportunities;	Annual Report 2024: Board Skills and Experience
(iii) how and how often the body(s) or individual(s) is informed about climate-related risks and opportunities;	VTech's Sustainability Management Risk Management
(iv) how the body(s) or individual(s) takes into account climate related risks and opportunities when overseeing the entity's strategy, its decisions on major transactions and its risk management processes and related policies, including whether the body(s) or individual(s) has considered trade-offs associated with those risks and opportunities; and	Climate Change – Risks and Opportunities
(v) how the body(s) or individual(s) oversees the setting of targets related to climate-related risks and opportunities, and monitors progress towards those targets, including whether and how related performance metrics are included in remuneration policies.	We are preparing for the incorporation of ESG and climate-related considerations into executive remuneration to be disclosed in the future reporting.
(b) management's role in the governance processes, controls and procedures used to monitor, manage and oversee climate-related risks and opportunities, including information about:	
(i) whether the role is delegated to a specific management-level position or management-level committee and how oversight is exercised over that position or committee; and	VTech's Sustainability Management Climate Change – Risks and Opportunities
(ii) whether management uses controls and procedures to support the oversight of climate-related risks and opportunities and, if so, how these controls and procedures are integrated with other internal functions.	
Strategy	
8. The objective of climate-related financial disclosures on strategy is to enable users of general purpose financial reports to understand an entity's strategy for managing climate-related risks and opportunities.	
9. Specifically, an entity shall disclose information to enable users of general purpose financial reports to understand:	
(a) the climate-related risks and opportunities that could reasonably be expected to affect the entity's prospects;	Climate Change – Risks and Opportunities
(b) the current and anticipated effects of those climate-related risks and opportunities on the entity's business model and value chain;	
(c) the effects of those climate-related risks and opportunities on the entity's strategy and decision-making, including information about its climate-related transition plan;	
(d) the effects of those climate-related risks and opportunities on the entity's financial position, financial performance and cash flows for the reporting period, and their anticipated effects on the entity's financial position, financial performance and cash flows over the short, medium and long term, taking into consideration how those climate-related risks and opportunities have been factored into the entity's financial planning; and	Climate Change – Risks and Opportunities The anticipated effects of climate-related risk and opportunities are disclosed over the short, medium and long term. We will evaluate the feasibility of evaluating the financial implications of climate-related risks and opportunities of the reporting period in the future reporting.
(e) the climate resilience of the entity's strategy and its business model to climate-related changes, developments and uncertainties, taking into consideration the entity's identified climate-related risks and opportunities.	Climate Change – Risks and Opportunities

IFRS S2 Disclosure Description	Location and Notes
Climate-related risks and opportunities	
10. An entity shall disclose information that enables users of general purpose financial reports to understand the climate-related risks and opportunities that could reasonably be expected to affect the entity's prospects. Specifically, the entity shall:	
(a) describe climate-related risks and opportunities that could reasonably be expected to affect the entity's prospects;	Climate Change – Risks and Opportunities
(b) explain, for each climate-related risk the entity has identified, whether the entity considers the risk to be a climate-related physical risk or climate-related transition risk;	
(c) specify, for each climate-related risk and opportunity the entity has identified, over which time horizons—short, medium or long term— the effects of each climate-related risk and opportunity could reasonably be expected to occur; and	
(d) explain how the entity defines 'short term', 'medium term' and 'long term' and how these definitions are linked to the planning horizons used by the entity for strategic decision-making.	
Business model and value chain	
13. An entity shall disclose information that enables users of general purpose financial reports to understand the current and anticipated effects of climate related risks and opportunities on the entity's business model and value chain. Specifically, the entity shall disclose:	
(a) a description of the current and anticipated effects of climate-related risks and opportunities on the entity's business model and value chain; and	Climate Change – Risks and Opportunities
(b) a description of where in the entity's business model and value chain climate-related risks and opportunities are concentrated.	
Strategy and decision-making	
14. An entity shall disclose information that enables users of general purpose financial reports to understand the effects of climate-related risks and opportunities on its strategy and decision-making. Specifically, the entity shall disclose:	
(a) information about how the entity has responded to, and plans to respond to, climate-related risks and opportunities in its strategy and decision-making, including how the entity plans to achieve any climate-related targets it has set and any targets it is required to meet by law or regulation. Specifically, the entity shall disclose information about:	
(i) current and anticipated changes to the entity's business model, including its resource allocation, to address climate-related risks and opportunities;	Climate Change – Risks and Opportunities
(ii) current and anticipated direct mitigation and adaptation efforts;	
(iii) current and anticipated indirect mitigation and adaptation efforts;	
(iv) any climate-related transition plan the entity has, including information about key assumptions used in developing its transition plan, and dependencies on which the entity's transition plan relies; and	VTech Sustainability Plan 2025
(v) how the entity plans to achieve any climate-related targets, including any greenhouse gas emissions targets, described in accordance with paragraphs 33–36.	VTech Sustainability Plan 2025 Green Manufacturing
(b) information about how the entity is resourcing, and plans to resource, the activities disclosed	Climate Change – Risks and Opportunities
(c) quantitative and qualitative information about the progress of plans disclosed in previous reporting periods	FY2024 Targets and Progress Updates
Financial position, financial performance and cash flows	
15. An entity shall disclose information that enables users of general purpose financial reports to understand:	
(a) the effects of climate-related risks and opportunities on the entity's financial position, financial performance and cash flows for the reporting period; and	Climate Change – Risks and Opportunities
(b) the anticipated effects of climate-related risks and opportunities on the entity's financial position, financial performance and cash flows over the short, medium and long term, taking into consideration how climate-related risks and opportunities are included in the entity's financial planning.	The anticipated effects of climate-related risk and opportunities are disclosed over the short, medium and long term. We will evaluate the feasibility of evaluating the financial implications of climate-related risks and opportunities of the reporting period in the future reporting.

Appendix

IFRS S2 Disclosure Description	Location and Notes
Financial position, financial performance and cash flows	
16. Specifically, an entity shall disclose quantitative and qualitative information about:	
(a) how climate-related risks and opportunities have affected its financial position, financial performance and cash flows for the reporting period;	Climate Change – Risks and Opportunities The anticipated effects of climate-related risk and opportunities are disclosed over the short, medium and long term. We will evaluate the feasibility of evaluating the financial implications of climate-related risks and opportunities of the reporting period in the future reporting.
(b) the climate-related risks and opportunities identified for which there is a significant risk of a material adjustment within the next annual reporting period to the carrying amounts of assets and liabilities reported in the related financial statements;	
(c) how the entity expects its financial position to change over the short, medium and long term, given its strategy to manage climate-related risks and opportunities, taking into consideration:	
(i) its investment and disposal plans, including plans the entity is not contractually committed to; and	Climate Change – Risks and Opportunities Strategy and plans to manage climate-related risks and opportunities are disclosed. We will evaluate the feasibility of evaluating the financial implications of climate-related risks and opportunities of the reporting period in the future reporting.
(ii) its planned sources of funding to implement its strategy; and	
(d) how the entity expects its financial performance and cash flows to change over the short, medium and long term, given its strategy to manage climate-related risks and opportunities.	
Climate resilience	
22. An entity shall disclose information that enables users of general purpose financial reports to understand the resilience of the entity's strategy and business model to climate-related changes, developments and uncertainties, taking into consideration the entity's identified climate-related risks and opportunities. The entity shall use climate-related scenario analysis to assess its climate resilience using an approach that is commensurate with the entity's circumstances. In providing quantitative information, the entity may disclose a single amount or a range. Specifically, the entity shall disclose:	
(a) the entity's assessment of its climate resilience as at the reporting date, which shall enable users of general purpose financial reports to understand:	
(i) the implications, if any, of the entity's assessment for its strategy and business model, including how the entity would need to respond to the effects identified in the climate-related scenario analysis;	Climate Change – Risks and Opportunities
(ii) the significant areas of uncertainty considered in the entity's assessment of its climate resilience;	
(iii) the entity's capacity to adjust or adapt its strategy and business model to climate change over the short, medium and long term, including:	
(1) the availability of, and flexibility in, the entity's existing financial resources to respond to the effects identified in the climate-related scenario analysis, including to address climate-related risks and to take advantage of climate-related opportunities;	Climate Change – Risks and Opportunities Strategy and plans to manage climate-related risks and opportunities are disclosed. We will evaluate the feasibility of evaluating the financial implications of climate-related risks and opportunities of the reporting period in the future reporting.
(2) the entity's ability to redeploy, repurpose, upgrade or decommission existing assets; and	Green Manufacturing High Performance Production Chain
(3) the effect of the entity's current and planned investments in climate-related mitigation, adaptation and opportunities for climate resilience; and	Green Electronic Learning Products Green Manufacturing
(b) how and when the climate-related scenario analysis was carried out, including:	
(i) information about the inputs the entity used, including:	
(1) which climate-related scenarios the entity used for the analysis and the sources of those scenarios;	Climate Change – Risks and Opportunities
(2) whether the analysis included a diverse range of climate-related scenarios;	
(3) whether the climate-related scenarios used for the analysis are associated with climate-related transition risks or climate-related physical risks;	
(4) whether the entity used, among its scenarios, a climate related scenario aligned with the latest international agreement on climate change;	
(5) why the entity decided that its chosen climate-related scenarios are relevant to assessing its resilience to climate-related changes, developments or uncertainties;	
(6) the time horizons the entity used in the analysis; and	
(7) what scope of operations the entity used in the analysis;	
(ii) the key assumptions the entity made in the analysis, including assumptions about:	
(1) climate-related policies in the jurisdictions in which the entity operates;	Climate Change – Risks and Opportunities
(2) macroeconomic trends;	
(3) national- or regional-level variables;	
(4) energy usage and mix; and	
(5) developments in technology; and	
(iii) the reporting period in which the climate-related scenario analysis was carried out.	FY2023

IFRS S2 Disclosure Description	Location and Notes
Risk management	
24. The objective of climate-related financial disclosures on risk management is to enable users of general purpose financial reports to understand an entity's processes to identify, assess, prioritise and monitor climate-related risks and opportunities, including whether and how those processes are integrated into and inform the entity's overall risk management process.	
25. To achieve this objective, an entity shall disclose information about:	
(a) The objective of climate-related financial disclosures on risk management is to enable users of general purpose financial reports to understand an entity's processes to identify, assess, prioritise and monitor climate-related risks and opportunities, including whether and how those processes are integrated into and inform the entity's overall risk management process.	
(i) the inputs and parameters the entity uses;	Reporting Period and Scope
(ii) whether and how the entity uses climate-related scenario analysis to inform its identification of climate-related risks;	Climate Change – Risks and Opportunities
(iii) how the entity assesses the nature, likelihood and magnitude of the effects of those risks;	Climate Change – Risks and Opportunities
(iv) whether and how the entity prioritises climate-related risks relative to other types of risk;	Climate change risks are managed across the Group according to VTech's risk management system. VTech identifies, assesses, and manages climate change risks alongside all other types of risk as part of its group-wide risk management framework and adopts the same set of risk criteria in assessing climate change risks. Please refer to VTech's Annual Report page 65 for our risk management framework.
(v) how the entity monitors climate-related risks; and	Climate Change – Risks and Opportunities
(vi) whether and how the entity has changed the processes it uses compared with the previous reporting period;	No changes.
(b) the processes the entity uses to identify, assess, prioritise and monitor climate-related opportunities, including information about whether and how the entity uses climate-related scenario analysis to inform its identification of climate-related opportunities; and	Climate Change – Risks and Opportunities
(c) the extent to which, and how, the processes for identifying, assessing, prioritising and monitoring climate-related risks and opportunities are integrated into and inform the entity's overall risk management process.	
Metrics and targets	
27. The objective of climate-related financial disclosures on metrics and targets is to enable users of general purpose financial reports to understand an entity's performance in relation to its climate-related risks and opportunities, including progress towards any climate-related targets it has set, and any targets it is required to meet by law or regulation.	
28. To achieve this objective, an entity shall disclose:	
(a) information relevant to the cross-industry metric categories;	VTech Sustainability Plan 2025
(b) industry-based metrics that are associated with particular business models, activities or other common features that characterise participation in an industry; and	
(c) targets set by the entity, and any targets it is required to meet by law or regulation, to mitigate or adapt to climate-related risks or take advantage of climate-related opportunities, including metrics used by the governance body or management to measure progress towards these targets.	

Appendix

IFRS S2 Disclosure Description	Location and Notes
Climate-related metrics	
29. An entity shall disclose information relevant to the cross-industry metric categories of:	
(a) greenhouse gases—the entity shall:	
(i) disclose its absolute gross greenhouse gas emissions generated during the reporting period, expressed as metric tonnes of CO2 equivalent, classified as:	
(1) Scope 1 greenhouse gas emissions;	Key Performance Data
(2) Scope 2 greenhouse gas emissions; and	
(3) Scope 3 greenhouse gas emissions;	
(ii) measure its greenhouse gas emissions in accordance with the Greenhouse Gas Protocol: A Corporate Accounting and Reporting Standard (2004) unless required by a jurisdictional authority or an exchange on which the entity is listed to use a different method for measuring its greenhouse gas emissions;	
(iii) disclose the approach it uses to measure its greenhouse gas emissions including:	
(1) the measurement approach, inputs and assumptions the entity uses to measure its greenhouse gas emissions;	Key Performance Data: Note
(2) the reason why the entity has chosen the measurement approach, inputs and assumptions it uses to measure its greenhouse gas emissions; and	
(3) any changes the entity made to the measurement approach, inputs and assumptions during the reporting period and the reasons for those changes;	
(iv) for Scope 1 and Scope 2 greenhouse gas emissions disclosed, disaggregate emissions between:	
(1) the consolidated accounting group; and	Key Performance Data
(2) other investees;	We do not have GHG emissions from other investees. The scope of this report includes data and activities from operations over which we exercise full management control. These include our headquarters in Hong Kong, our manufacturing facilities in Mainland China, Malaysia, Mexico as well as our overseas offices.
(v) for Scope 2 greenhouse gas emissions disclosed, disclose its location-based Scope 2 greenhouse gas emissions and provide information about any contractual instruments that is necessary to inform user's understanding of the entity's Scope 2 greenhouse gas emissions; and	Key Performance Data
(vi) for Scope 3 greenhouse gas emissions disclosed, disclose:	
(1) the categories included within the entity's measure of Scope 3 greenhouse gas emissions, in accordance with the Scope 3 categories described in the Greenhouse Gas Protocol Corporate Value Chain (Scope 3) Accounting and Reporting Standard (2011); and	Key Performance Data – Note
(2) additional information about the entity's Category 15 greenhouse gas emissions or those associated with its investments (financed emissions), if the entity's activities include asset management, commercial banking or insurance;	We do not have any significant financed emissions.
(b) climate-related transition risks—the amount and percentage of assets or business activities vulnerable to climate-related transition risks;	Climate Change – Risks and Opportunities
(c) climate-related physical risks—the amount and percentage of assets or business activities vulnerable to climate-related physical risks;	The anticipated effects of climate-related risk and opportunities are disclosed over the short, medium and long term. We will evaluate the feasibility of evaluating the financial implications of climate-related risks and opportunities of the reporting period in the future reporting.
(d) climate-related opportunities—the amount and percentage of assets or business activities aligned with climate-related opportunities;	
(e) capital deployment—the amount of capital expenditure, financing or investment deployed towards climate-related risks and opportunities;	
(f) internal carbon prices—the entity shall disclose:	
(i) an explanation of whether and how the entity is applying a carbon price in decision-making; and	We currently have not applied an internal carbon price in decision-making.
(ii) the price for each metric tonne of greenhouse gas emissions the entity uses to assess the costs of its greenhouse gas emissions;	
(g) remuneration—the entity shall disclose:	
(i) a description of whether and how climate-related considerations are factored into executive remuneration; and	We are preparing for the incorporation of ESG and climate-related considerations into executive remuneration in the future reporting.
(ii) the percentage of executive management remuneration recognised in the current period that is linked to climate related considerations.	

IFRS S2 Disclosure Description	Location and Notes
Climate-related targets	
33. An entity shall disclose the quantitative and qualitative climate-related targets it has set to monitor progress towards achieving its strategic goals, and any targets it is required to meet by law or regulation, including any greenhouse gas emissions targets. For each target, the entity shall disclose:	
(a) the metric used to set the target;	VTech Sustainability Plan 2025
(b) the objective of the target;	
(c) the part of the entity to which the target applies;	
(d) the period over which the target applies;	
(e) the base period from which progress is measured;	
(f) any milestones and interim targets;	
(g) if the target is quantitative, whether it is an absolute target or an intensity target; and	
(h) how the latest international agreement on climate change, including jurisdictional commitments that arise from that agreement, has informed the target.	VTech's Value Chain to Achieve UN SDGs
34. An entity shall disclose information about its approach to setting and reviewing each target, and how it monitors progress against each target, including:	
(a) whether the target and the methodology for setting the target has been validated by a third party;	The target has not been validated by a third party.
(b) the entity's processes for reviewing the target;	VTech's Sustainability Management
(c) the metrics used to monitor progress towards reaching the target; and	VTech Sustainability Plan 2025
(d) any revisions to the target and an explanation for those revisions.	There are no revisions to the targets.
35. An entity shall disclose information about its performance against each climate-related target and an analysis of trends or changes in the entity's performance.	Energy Consumption and GHG Emission
36. For each greenhouse gas emissions target disclosed, an entity shall disclose:	
(a) which greenhouse gases are covered by the target.	Carbon dioxide, methane and nitrous oxide
(b) whether Scope 1, Scope 2 or Scope 3 greenhouse gas emissions are covered by the target.	VTech Sustainability Plan 2025
(c) whether the target is a gross greenhouse gas emissions target or net greenhouse gas emissions target. If the entity discloses a net greenhouse gas emissions target, the entity is also required to separately disclose its associated gross greenhouse gas emissions target.	We consider our target as gross GHG emissions target, as we currently do not have carbon offset plan with GHG offset target in place.
(d) whether the target was derived using a sectoral decarbonisation approach.	Targets are not derived using a sectoral decarbonisation approach, as the current SBTi Sector-specific Guidance does not cover VTech's industry.
(e) the entity's planned use of carbon credits to offset greenhouse gas emissions to achieve any net greenhouse gas emissions target.	
(i) the extent to which, and how, achieving any net greenhouse gas emissions target relies on the use of carbon credits;	We currently have not purchased carbon credits to offset our GHG emissions. We will continue to evaluate the necessity of purchasing carbon credits in the future.
(ii) which third-party scheme(s) will verify or certify the carbon credits;	
(iii) the type of carbon credit, including whether the underlying offset will be nature-based or based on technological carbon removals, and whether the underlying offset is achieved through carbon reduction or removal; and	
(iv) any other factors necessary for users of general purpose financial reports to understand the credibility and integrity of the carbon credits the entity plans to use.	

Certifications in Manufacturing Facilities

TEL Products	
SCAN	Supplier Compliance Audit Network
ISO 9001/TL 9000	Quality Management System
ISO 14001	Environmental Management System
ESCP	Ethical Supply Chain Program
ISO 45001	Occupational Health and Safety Management System
SA 8000	Social Accountability
ELPs	
GSV	Global Security Verification
ISO 9001	Quality Management System
ISO 14001	Environmental Management System
ISO 17025	Laboratory Accreditation Certificate by China National Accreditation Service for Conformity Assessment (CNAS)
ESCP	Ethical Supply Chain Program
ISO 45001	Occupational Health and Safety Management System
BRC Global Standards	BRC Global Standards for Consumer Products General Merchandise
CMS	
ISO 9001	Quality Management System
ISO 13485	Medical Devices Quality Management System
ISO 14001	Environmental Management System
IATF 16949	Automotive Quality and Management System
ISO 45001	Occupational Health and Safety Management System
SA 8000	Social Accountability
QC 080000	Hazardous Substance Process Management System

Environmental and Safety Standards

TEL Products

Environmental Standards of TEL Products	
RoHS 2.0	Restriction of Hazardous Substances in Electrical and Electronic Equipment
Directive 94/62/EC & 2013/2/EU	European Parliament and Council Directive on Packing and Packaging Waste
REACH	Registration, Evaluation, Authorisation and Restriction of Chemicals
WEEE	Waste Electrical and Electronic Equipment
Energy Star ® eco-label	Certified Energy Saving Products
Blue Angel eco-label	German standards of low-radiation and energy efficiency with benefits to the environment
Safety Standards of TEL Products	
UL 62368	Safety standards for US Market
EN 62368	Safety standards for European countries
CCC	China Compulsory Certification
UL	Underwriters Laboratories

ELPs

Environmental Standards of ELPs	
RoHS 2.0	Restriction of Hazardous Substances in Electrical and Electronic Equipment
Directive 94/62/EC & 2013/2/EU	European Parliament and Council Directive on Packing and Packaging Waste
REACH	Registration, Evaluation, Authorisation and Restriction of Chemicals
WEEE	Waste Electrical and Electronic equipment
CP65	California Proposition 65: Safe Drinking Water and Toxic Enforcement Act
FSC	Forest Stewardship Council
GRS	Global Recycle Standard
Safety Standards of ELPs	
CCC	China Compulsory Certification
ASTM-F963	Standard Consumer Safety Specification for Toy Safety
CPSIA	Consumer Product Safety Improvement Act
EN71	European Standard Safety for Toys
ISO 8124	Safety of Toys
CCPSA	Canada Consumer Product Safety Act

CMS

Environmental Standards of CMS Products	
RoHS 2.0	Restriction of Hazardous Substances in Electrical and Electronic Equipment
Directive 94/62/EC & 2013/2/EU	European Parliament and Council Directive on Packing and Packaging Waste
REACH	Registration, Evaluation, Authorisation and Restriction of Chemicals
WEEE	Waste Electrical and Electronic equipment
Energy Star @ eco-label	Certified Energy Saving Products
CP65	California Proposition 65: Safe Drinking Water and Toxic Enforcement Act
Safety Standards of CMS Products	
CCC	China Compulsory Certification
CE	Conformance European
CQC	China Quality Certification
CSA	Canadian Standards Association
ETL	Electrical Testing Laboratories
GS	German Safety
KC	Korea Certification
UL	Underwriters Laboratories
NEMKO	Norges Elektriske Materiell kontroll
PSE/JQA	Product Safety of Electrical Appliance & Materials from Japan Quality Assurance Organisation
MET	Maryland Electrical Testing
UL 62368	Safety standards for US Market
EN 62368	Safety standards for European countries
KTL	Certificate from Korea Testing Laboratory
ENEC	European Norms Electrical Certification
VDE	Verband Deutscher Elektrotechniker
TUV Rheinland	Technischer Überwachungs-Verein Rheinland
BIS	Bureau of Indian Standard

VTech Major Subsidiaries

Hong Kong

VTech Telecommunications Limited
VTech Electronics Limited
VTech Communications Limited
Perseus Investments Limited
Valentia Investment Limited
VTech Finance Limited

People's Republic of China

VTech (Dongguan) Telecommunications Limited
VTech (Dongguan) Telecommunications Electronics Limited
VTech (Dongguan) Electronics Limited
VTech (Dongguan) Communications Limited
VTech (Dongguan) Plastic Products Co., Ltd.
VTech (Dongguan) Electronics Industrial Co., Ltd.
VTech (Qingyuan) Plastic & Electronics Co., Ltd.
VTech Electronics Industrial (Shenzhen) Co., Ltd.
VTech Telecommunications (Shenzhen) Limited

Australia

VTech Telecommunications (Australia) Pty Limited
VTech Electronics (Australia) Pty Limited

Canada

VTech Technologies Canada Ltd.

France

VTech Electronics Europe S.A.S.

Germany

VTech Electronics Europe GmbH
VTech IAD GmbH
Snom Technology GmbH

Netherlands

VTech Electronics Europe B.V.

Spain

VTech Electronics Europe, S.L.

United Kingdom

VTech Electronics Europe Plc

United States

VTech Electronics North America, L.L.C.
VTech Communications, Inc.
LeapFrog Enterprises, Inc.

Malaysia

VTech Communications (Malaysia) Sdn. Bhd.
VTech Telecommunications (Malaysia) Sdn. Bhd.

Singapore


VTech Communications Trading (Singapore) Pte. Ltd.

A Chinese translation of the sustainability report is available on sustainability.vtech.com/zh_hk/reports_policies.

If there are any discrepancies between the Chinese translation and the English version of this report, the English version shall prevail.

可持續發展報告的中文譯本可於sustainability.vtech.com/zh_hk/reports_policies 下載。

本報告之中文譯本與英文本如有任何歧義，概以英文為準。



VTech Holdings Limited

(Incorporated in Bermuda with limited liability)

23rd Floor, Tai Ping Industrial Centre, Block 1
57 Ting Kok Road, Tai Po, New Territories, Hong Kong
Tel: +852 2680 1000
Fax: +852 2680 1300
Email: sustainability@vtech.com
www.vtech.com

